

















# Wind

Extract fans

- Motor type: AC
- Casing material: Plastic
- Timer: Turn off timer
- Humidity sensor
- Motion sensor

Lineup	Connected air duct size, mm	Maximum airflow, m <sup>3</sup> /h	Sound pressure level LpA at 3 m, dB(A)	Rated power, W	Pull cord	Timer	Humidity sensor	Motion sensor
 Wind 125	125	185	35					
 Wind 125 S	125	185	35	22	✓			
 Wind 125 T	125	185	35	22		✓		
 Wind 125 ST	125	185	35	22	✓	✓		
 Wind 125 H	125	185	35	22		✓	✓	
 Wind 125 SH	125	185	35	22	✓	✓	✓	

 Wind 125 IR	125	185	35	22		✓		✓
 Wind 150	150	295	41					
 Wind 150 S	150	295	41	26	✓			
 Wind 150 T	150	295	41	26		✓		
 Wind 150 ST	150	295	41	26	✓	✓		
 Wind 150 H	150	295	41	26		✓	✓	
 Wind 150 SH	150	295	41	26	✓	✓	✓	
 Wind 150 IR	150	295	41	26		✓		✓