









VENTO inHome

Brand new dMVHR solutions for newbuild and retrofit single-room applications, offer efficient and cost-effective ventilation



- Filter: ISO Coarse > 50% (G3) (ISO Coarse > 60% (G4), ISO ePM1 60% (F7) optional)
- Sound insulation
- Motor type: DC
- Enthalpy heat exchanger
- Control: Smartphone
- Humidity sensor
- Shutters

| Lineup | Connected air duct size, mm | Rated power, W | Unit current, A | Air flow in ventilation mode, m ³ /h | Air flow in heat recovery mode, m ³ /h | Sound pressure level LpA at 3 m, dB(A) | Heat recovery efficiency, max, % | Heat exchanger material |
|---|-----------------------------|----------------|-----------------|---|---|--|----------------------------------|-------------------------|
|  VENTO inHome | 160 | 3.4 | 0.05 | 50 | 25 | 27 | 95 | Ceramic |
|  VENTO inHome mini | 100 | 3.0 | 0.04 | 25 | 13 | 23 | 81 | Ceramic |
|  VENTO inHome W | 160 | 3.4 | 0.05 | 50 | 25 | 27 | 95 | Ceramic |
|  VENTO inHome mini W | 100 | 3.0 | 0.04 | 25 | 13 | 23 | 81 | Ceramic |
|  VENTO inHome M | 160 | 3.4 | 0.05 | 50 | 25 | 27 | 95 | Ceramic |
|  VENTO inHome mini M | 100 | 3.0 | 0.04 | 25 | 13 | 23 | 81 | Ceramic |

| | | | | | | | | |
|---|-----|-----|------|----|----|----|----|---------|
|  VENTO inHome W M | 160 | 3.4 | 0.05 | 50 | 25 | 27 | 95 | Ceramic |
|  VENTO inHome mini W M | 100 | 3.0 | 0.04 | 25 | 13 | 23 | 81 | Ceramic |