













# Tubo

Inline axial fan for supply and exhaust ventilation

- Motor type: AC
- Casing material: Plastic
- Timer: Turn off timer



Lineup	Connected air duct size, mm	Rated power, W	Maximum airflow, m <sup>3</sup> /h	Timer
 Tubo 100	100	14	107	✗
 Tubo 100 T	100	14	107	✓
 Tubo-U 100	100	14	102	
 Tubo-U 100 T	100	14	102	✓
 Tubo 125	125	16	190	✗
 Tubo 125 T	125	16	190	✓
 Tubo-U 125	125	16	190	✗

 Tubo-U 125 T	125	16	190	✓
 Tubo 150	150	29	305	✗
 Tubo 150 T	150	29	305	✓
 Tubo-U 150	150	29	305	✗
 Tubo-U 150 T	150	29	305	✓