





















# Omega

Quiet and energy efficient extract fan

- Motor type: AC
- Impeller type: Mixed-flow
- Casing material: Plastic
- Timer: Turn off timer
- Humidity sensor

Lineup	Maximum airflow, m <sup>3</sup> /h	Sound pressure level LpA at 3 m, dB(A)	Pull cord	Timer	Humidity sensor
 Omega 100	90	29			
 Omega 100 S	90	29	✓		
 Omega 100 T	90	29		✓	
 Omega 100 TR	90	29		✓	
 Omega 100 ST	90	29	✓	✓	
 Omega 100 H	90	29		✓	✓
 Omega 100 SH	90	29	✓	✓	✓

 Omega 100 (220-240V/60Hz)					
 Omega 100 (220-240V/60Hz) S			✓		
 Omega 100 (220-240V/60Hz) T				✓	
 Omega 100 (220-240V/60Hz) TR				✓	
 Omega 100 (220-240V/60Hz) ST			✓	✓	
 Omega 100 (220-240V/60Hz) H				✓	✓
 Omega 100 (220-240V/60Hz) SH			✓	✓	✓
 Omega 125	160	32			
 Omega 125 S	160	32	✓	✓	
 Omega 125 T	160	32		✓	
 Omega 125 TR	160	32		✓	
 Omega 125 ST	160	32	✓	✓	
 Omega 125 H	160	32		✓	✓

 Omega 125 SH	160	32	✓	✓	✓
 Omega 125 (220-240V/60Hz)					
 Omega 125 (220-240V/60Hz) S			✓		
 Omega 125 (220-240V/60Hz) T				✓	
 Omega 125 (220-240V/60Hz) TR				✓	
 Omega 125 (220-240V/60Hz) ST			✓	✓	
 Omega 125 (220-240V/60Hz) H				✓	✓
 Omega 125 (220-240V/60Hz) SH			✓	✓	✓