









# Line

Extract fans

- Motor type: AC
- Casing material: Plastic
- Timer: Turn off timer
- Humidity sensor

Lineup	Connected air duct size, mm	Rated power, W	Maximum airflow, m <sup>3</sup> /h	Sound pressure level LpA at 3 m, dB(A)	Timer	Pull cord	Humidity sensor
 Line 100	100	14	95	34	✗		
 Line 100 S	100	14	95	34	✗	✓	
 Line 100 T	100	14	95	34	✓		
 Line 100 TR	100	14	95	34	✓		
 Line 100 ST	100	14	95	34	✓	✓	
 Line 100 H	100	14	95	34	✓		✓

 Line 100 SH	100	14	95	34	✓	✓	✓
 Line 120	120	17	174	36			
 Line 120 S	120	17	174	36		✓	
 Line 120 T	120	17	174	36	✓		
 Line 120 TR	120	17	174	36	✓		
 Line 120 ST	120	17	174	36	✓	✓	
 Line 120 H	120	17	174	36	✓		✓
 Line 120 SH	120	17	174	36	✓	✓	✓
 Line 125	125	16	180	35	✓	✓	✓
 Line 125 S	125	16	180	35	✓	✓	✓
 Line 125 T	125	16	180	35	✓	✓	✓
 Line 125 TR	125	16	180	35	✓	✓	✓
 Line 125 ST	125	16	180	35	✓	✓	✓

 Line 125 H	125	16	180	35	✓	✓	✓
 Line 125 SH	125	16	180	35	✓	✓	✓
 Line 150	150	24	292	38	✓	✗	✓
 Line 150 S	150	24	292	38	✓	✓	✓
 Line 150 T	150	24	292	38	✓		✓
 Line 150 TR	150	24	292	38	✓		✓
 Line 150 ST	150	24	292	38	✓	✓	✓
 Line 150 H	150	24	292	38	✓		✓
 Line 150 SH	150	24	292	38	✓	✓	✓