



















KOMFORT Roto EC S 202

Air handling units with rotary heat exchanger

- Heat exchanger type: Condensation rotary, Sorption rotary, Rotary
- Heat exchanger material: Aluminum, Enthalpy
- Sound-insulated casing
- Bypass: Auto
- BMS protocol: ModBus
- CO2 sensor: Optional
- PM2.5 sensor: Optional

| Lineup | Connected air duct size, mm | Rated power, W | Maximum airflow, m ³ /h | Service side | Control system | Reheater | BMS protocol |
|--|-----------------------------|----------------|------------------------------------|--------------|----------------|----------|--------------|
|  KOMFORT Roto EC S 202 R S21 | 125 | 187 | 250 | Right | S21 | ✘ | ModBus |
|  KOMFORT Roto EC S 202 L S21 | 125 | 187 | 250 | Left | S21 | ✘ | ModBus |
|  KOMFORT Roto EC S 202-E R S21 | 125 | 187 | 250 | Right | S21 | ✘ | ModBus |
|  KOMFORT Roto EC S 202-E L S21 | 125 | 187 | 250 | Left | S21 | ✘ | ModBus |
|  KOMFORT Roto EC SE 202 R S21 | 125 | 187 | 250 | Right | S21 | Built-in | ModBus |
|  KOMFORT Roto EC SE 202 L S21 | 125 | 187 | 250 | Left | S21 | Built-in | ModBus |
|  KOMFORT Roto EC SE 202-E R S21 | 125 | 187 | 250 | Right | S21 | Built-in | ModBus |

| | | | | | | | | |
|---|--------------------------------|-----|-----|-----|-------|-----|----------|--------|
|  | KOMFORT Roto EC SE 202-E L S21 | 125 | 187 | 250 | Left | S21 | Built-in | ModBus |
|  | KOMFORT Roto EC SK 202 R S21 | 125 | 171 | 270 | Right | S21 | ✘ | ModBus |
|  | KOMFORT Roto EC SK 202 L S21 | 125 | 171 | 270 | Left | S21 | ✘ | ModBus |
|  | KOMFORT Roto EC SKS 202 R S21 | 125 | 171 | 270 | Right | S21 | ✘ | ModBus |
|  | KOMFORT Roto EC SKS 202 L S21 | 125 | 171 | 270 | Left | S21 | ✘ | ModBus |
|  | KOMFORT Roto EC SKE 202 R S21 | 125 | 171 | 270 | Right | S21 | Built-in | ModBus |
|  | KOMFORT Roto EC SKE 202 L S21 | 125 | 171 | 270 | Left | S21 | Built-in | ModBus |
|  | KOMFORT Roto EC SKES 202 R S21 | 125 | 171 | 270 | Right | S21 | Built-in | ModBus |
|  | KOMFORT Roto EC SKES 202 L S21 | 125 | 171 | 270 | Left | S21 | Built-in | ModBus |