



























# KOMFORT Roto EC S

Air handling units with rotary heat exchanger

- Heat exchanger type: Sorption rotary
- Sound insulation
- Motor type: EC
- BMS protocol: ModBus
- Control: Smartphone
- Casing material: Coated steel
- Humidity sensor: Optional
- Reheater: Built-in

Lineup	Connected air duct size, mm	Maximum airflow, m <sup>3</sup> /h	Sound pressure level LpA at 3 m, dB(A)	Heat recovery efficiency, max, %	Extract filter	Supply filter	Service side	Control system	BMS protocol	Power of electrical reheater, W	Reheater
 KOMFORT Roto EC S 281 R S21	160	382	26	89	G4 / Coarse > 60%	G4 / Coarse > 60% (option F7 / ePM1 60%)	Right	S21	ModBus		
 KOMFORT Roto EC S 281 L S21	160	382	26	89	G4 / Coarse > 60%	G4 / Coarse > 60% (option F7 / ePM1 60%)	Left	S21	ModBus		
 KOMFORT Roto EC S 281-E R S21	160	382	26	86	G4 / Coarse > 60%	G4 / Coarse > 60% (option F7 / ePM1 60%)	Right	S21	ModBus		
 KOMFORT Roto EC S 281-E L S21	160	382	26	86	G4 / Coarse > 60%	G4 / Coarse > 60% (option F7 / ePM1 60%)	Left	S21	ModBus		
 KOMFORT Roto EC SE 281 R S21	160	382	26	89	G4 / Coarse > 60%	G4 / Coarse > 60% (option F7 / ePM1 60%)	Right	S21	ModBus	1200	Built-in
 KOMFORT Roto EC SE 281 L S21	160	382	26	89	G4 / Coarse > 60%	G4 / Coarse > 60% (option F7 / ePM1 60%)	Left	S21	ModBus	1200	Built-in

	KOMFORT Roto EC SE 281-E R S21	160	382	26	86	G4 / Coarse > 60%	G4 / Coarse > 60% (option F7 / ePM1 60%)	Right	S21	ModBus	1200	Built-in
	KOMFORT Roto EC SE 281-E L S21	160	382	26	86	G4 / Coarse > 60%	G4 / Coarse > 60% (option F7 / ePM1 60%)	Left	S21	ModBus	1200	Built-in
	KOMFORT Roto EC S 401 R S21	160	447	28	89	G4 / Coarse > 60%	G4 / Coarse > 60% (option F7 / ePM1 60%)	Right	S21	ModBus		
	KOMFORT Roto EC S 401 L S21	160	447	28	89	G4 / Coarse > 60%	G4 / Coarse > 60% (option F7 / ePM1 60%)	Left	S21	ModBus		
	KOMFORT Roto EC S 401-E R S21	160	447	28	85	G4 / Coarse > 60%	G4 / Coarse > 60% (option F7 / ePM1 60%)	Right	S21	ModBus		
	KOMFORT Roto EC S 401-E L S21	160	447	28	85	G4 / Coarse > 60%	G4 / Coarse > 60% (option F7 / ePM1 60%)	Left	S21	ModBus		
	KOMFORT Roto EC SE 401 R S21	160	447	28	89	G4 / Coarse > 60%	G4 / Coarse > 60% (option F7 / ePM1 60%)	Right	S21	ModBus	1200	Built-in
	KOMFORT Roto EC SE 401 L S21	160	447	28	89	G4 / Coarse > 60%	G4 / Coarse > 60% (option F7 / ePM1 60%)	Left	S21	ModBus	1200	Built-in
	KOMFORT Roto EC SE 401-E R S21	160	447	28	85	G4 / Coarse > 60%	G4 / Coarse > 60% (option F7 / ePM1 60%)	Right	S21	ModBus	1200	Built-in
	KOMFORT Roto EC SE 401-E L S21	160	447	28	85	G4 / Coarse > 60%	G4 / Coarse > 60% (option F7 / ePM1 60%)	Left	S21	ModBus	1200	Built-in
	KOMFORT Roto EC S 601 R S21	200	747	29	87	G4 / Coarse > 60%	G4 / Coarse > 60% (option F7 / ePM1 60%)	Right	S21	ModBus		
	KOMFORT Roto EC S 601 L S21	200	747	29	87	G4 / Coarse > 60%	G4 / Coarse > 60% (option F7 / ePM1 60%)	Left	S21	ModBus		

	KOMFORT Roto EC S 601-E R S21	200	747	29	86	G4 / Coarse > 60%	G4 / Coarse > 60% (option F7 / ePM1 60%)	Right	S21	ModBus		
	KOMFORT Roto EC S 601-E L S21	200	747	29	86	G4 / Coarse > 60%	G4 / Coarse > 60% (option F7 / ePM1 60%)	Left	S21	ModBus		
	KOMFORT Roto EC SE 601 R S21	200	747	29	87	G4 / Coarse > 60%	G4 / Coarse > 60% (option F7 / ePM1 60%)	Right	S21	ModBus	1400	Built-in
	KOMFORT Roto EC SE 601 L S21	200	747	29	87	G4 / Coarse > 60%	G4 / Coarse > 60% (option F7 / ePM1 60%)	Left	S21	ModBus	1400	Built-in
	KOMFORT Roto EC SE 601-E R S21	200	747	29	86	G4 / Coarse > 60%	G4 / Coarse > 60% (option F7 / ePM1 60%)	Right	S21	ModBus	1400	Built-in
	KOMFORT Roto EC SE 601-E L S21	200	747	29	86	G4 / Coarse > 60%	G4 / Coarse > 60% (option F7 / ePM1 60%)	Left	S21	ModBus	1400	Built-in