









KOMFORT Roto EC D 351

Air handling units with rotary heat exchanger



- Heat exchanger type: Sorption rotary
- Sound insulation
- Motor type: EC
- Bypass: Auto
- BMS protocol: ModBus
- Control: Smartphone
- Casing material: Coated steel
- Humidity sensor: Optional
- Reheater: Built-in
- Enthalpy heat exchanger

| Lineup | Connected air duct size, mm | Speed | Maximum airflow, m ³ /h | Sound pressure level LpA at 3 m, dB(A) | Heat recovery efficiency, max, % | Extract filter | Supply filter | Service side | Control system | BMS protocol | Power of electrical reheater, W | Reheater |
|---|-----------------------------|-------|------------------------------------|--|----------------------------------|-------------------|--|--------------|----------------|--------------|---------------------------------|----------|
|  KOMFORT Roto EC D 351 R S21 | 200 | 1 | 497 | 39 | 89 | G4 / Coarse > 60% | G4 / Coarse > 60% (option F7 / ePM1 60%) | Right | S21 | ModBus | | |
|  KOMFORT Roto EC D 351 L S21 | 200 | 1 | 497 | 39 | 89 | G4 / Coarse > 60% | G4 / Coarse > 60% (option F7 / ePM1 60%) | Left | S21 | ModBus | | |
|  KOMFORT Roto EC DE 351 R S21 | 200 | 1 | 497 | 39 | 89 | G4 / Coarse > 60% | G4 / Coarse > 60% (option F7 / ePM1 60%) | Right | S21 | ModBus | 1200 | Built-in |
|  KOMFORT Roto EC DE 351 L S21 | 200 | 1 | 497 | 39 | 89 | G4 / Coarse > 60% | G4 / Coarse > 60% (option F7 / ePM1 60%) | Left | S21 | ModBus | 1200 | Built-in |
|  KOMFORT Roto EC D 351-E R S21 | 200 | 1 | 497 | 39 | 85 | G4 / Coarse > 60% | G4 / Coarse > 60% (option F7 / ePM1 60%) | Right | S21 | ModBus | | |
|  KOMFORT Roto EC D 351-E L S21 | 200 | 1 | 497 | 39 | 85 | G4 / Coarse > 60% | G4 / Coarse > 60% (option F7 / ePM1 60%) | Left | S21 | ModBus | | |

| | | | | | | | | | | | | |
|--|-----|---|-----|----|----|-------------------|--|-------|-----|--------|------|----------|
|  KOMFORT Roto EC DE 351-E R S21 | 200 | 1 | 497 | 39 | 85 | G4 / Coarse > 60% | G4 / Coarse > 60% (option F7 / ePM1 60%) | Right | S21 | ModBus | 1200 | Built-in |
|  KOMFORT Roto EC DE 351-E L S21 | 200 | 1 | 497 | 39 | 85 | G4 / Coarse > 60% | G4 / Coarse > 60% (option F7 / ePM1 60%) | Left | S21 | ModBus | 1200 | Built-in |