







# KOMFORT ERV D

Suspended heat and energy recovery air handling units



- Heat exchanger type: Cross flow
- Sound insulation
- Motor type: AC
- Enthalpy heat exchanger
- Control: Speed switch
- Casing material: Coated steel

Lineup	Rated power, W	Maximum airflow, m <sup>3</sup> /h	Sound pressure level LpA at 3 m, dB(A)	Heat recovery efficiency, max, %	Service side	Control system
 KOMFORT ERV D 100 R S3	76	160	47	87	Right	S3
 KOMFORT ERV D 100 L S3	76	160	47	87	Left	S3
 KOMFORT ERV D 100 R S4	76	160	47	87	Right	S4
 KOMFORT ERV D 100 L S4	76	160	47	87	Left	S4
 KOMFORT ERV D 150 R S20	125	230	49	87	Right	S20
 KOMFORT ERV D 150 L S20	125	230	49	87	Left	S20

 KOMFORT ERV D 200 R S3	141	280	49	87	Right	S3
 KOMFORT ERV D 200 L S3	141	280	49	87	Left	S3
 KOMFORT ERV D 200 R S4	141	280	49	87	Right	S4
 KOMFORT ERV D 200 L S4	141	280	49	87	Left	S4
 KOMFORT ERV D 250 R S20	250	370	52	76	Right	S20
 KOMFORT ERV D 250 L S20	250	370	52	76	Left	S20
 KOMFORT ERV D 300 R S3	193	340	52	87	Right	S3
 KOMFORT ERV D 300 L S3	193	340	52	87	Left	S3
 KOMFORT ERV D 300 R S4	193	340	52	87	Right	S4
 KOMFORT ERV D 300 L S4	193	340	52	87	Left	S4
 KOMFORT ERV D 350 R S20	310	400	57	87	Right	S20
 KOMFORT ERV D 350 L S20	310	400	57	87	Left	S20
 KOMFORT ERV D 450 R S3	354	500	57	87	Right	S3

	KOMFORT ERV D 450 L S3	354	500	57	87	Left	S3
---	------------------------	-----	-----	----	----	------	----