



























# KOMFORT EC SB

Heat and humidity recovery air handling units

- Heat exchanger type: Counter flow
- Sound insulation
- Motor type: EC
- Bypass: Manual
- Reheater: Optional
- Preheater: Optional
- BMS protocol: ModBus
- Control: Wired control panel
- Casing material: Coated steel
- Humidity sensor: Optional
- Enthalpy heat exchanger

| Lineup  | Connected air duct size, mm | Rated power, W | Maximum airflow, m <sup>3</sup> /h | Service side | Control system | Reheater | Preheater | BMS protocol |
|---|-----------------------------|----------------|------------------------------------|--------------|----------------|----------|-----------|--------------|
|  KOMFORT EC SB 160 S21   | 125                         | 57             | 200                                | Universal    | S21            | Optional | Optional  | ModBus       |
|  KOMFORT EC SB 160 S14   | 125                         | 57             | 200                                | Universal    | S14            | ×        | ×         | ×            |
|  KOMFORT EC SB 160-E S21 | 125                         | 57             | 200                                | Universal    | S21            | Optional | Optional  | ModBus       |
|  KOMFORT EC SB 160-E S14 | 125                         | 57             | 200                                | Universal    | S14            |          |           |              |
|  KOMFORT EC SB 250 R S21 | 160                         | 180            | 390                                | Right        | S21            | Optional | Optional  | ModBus       |
|  KOMFORT EC SB 250 L S21 | 160                         | 180            | 390                                | Left         | S21            | Optional | Optional  | ModBus       |
|  KOMFORT EC SB 250 R S14 | 160                         | 180            | 390                                | Right        | S14            |          |           |              |

|   |                            |     |     |     |           |     |          |          |        |
|---|----------------------------|-----|-----|-----|-----------|-----|----------|----------|--------|
|    | KOMFORT EC SB 250 L S14    | 160 | 180 | 390 | Left      | S14 |          |          |        |
|    | KOMFORT EC SB 250-E R S21  | 160 | 180 | 390 | Right     | S21 | Optional | Optional | ModBus |
|    | KOMFORT EC SB 250-E L S21  | 160 | 180 | 390 | Left      | S21 | Optional | Optional | ModBus |
|    | KOMFORT EC SB 250-E R S14  | 160 | 180 | 390 | Right     | S14 |          |          |        |
|    | KOMFORT EC SB 250-E L S14  | 160 | 180 | 390 | Left      | S14 |          |          |        |
|   | KOMFORT EC SBE 250 R S21   | 160 | 180 | 390 | Right     | S21 | Optional | Built-in | ModBus |
|  | KOMFORT EC SBE 250 L S21   | 160 | 180 | 390 | Left      | S21 | Optional | Built-in | ModBus |
|  | KOMFORT EC SBE 250-E R S21 | 160 | 180 | 390 | Right     | S21 | Optional | Built-in | ModBus |
|  | KOMFORT EC SBE 250-E L S21 | 160 | 180 | 390 | Left      | S21 | Optional | Built-in | ModBus |
|  | KOMFORT EC SB 350 S21      | 160 | 178 | 450 | Universal | S21 | Optional | Optional | ModBus |
|  | KOMFORT EC SB 350 S14      | 160 | 178 | 450 | Universal | S14 | ×        | ×        | ×      |
|  | KOMFORT EC SB 350-E S21    | 160 | 178 | 450 | Universal | S21 | Optional | Optional | ModBus |
|  | KOMFORT EC SB 350-E S14    | 160 | 178 | 450 | Universal | S14 | ×        | ×        | ×      |
|  | KOMFORT EC SB 550 S21      | 200 | 350 | 692 | Universal | S21 | Optional | Optional | ModBus |

|   |     |     |     |           |     |          |          |        |
|---|-----|-----|-----|-----------|-----|----------|----------|--------|
|  KOMFORT EC SB 550 S14   | 200 | 350 | 692 | Universal | S14 | ×        | ×        | ×      |
|  KOMFORT EC SB 550-E S21 | 200 | 350 | 692 | Universal | S21 | Optional | Optional | ModBus |
|  KOMFORT EC SB 550-E S14 | 200 | 350 | 692 | Universal | S14 | ×        | ×        | ×      |