













# KOMFORT D6B

Brand new smart air solution for ultra-low energy consumption buildings

- Heat exchanger type: Counter flow
- Motor type: DC
- Control: Wired control panel
- Humidity sensor
- Preheater: Electric



Lineup	Connected air duct size, mm	Rated power, W	Maximum airflow, m <sup>3</sup> /h	Service side	Preheater
 KOMFORT D6B 150 L	146	45	150	Left	
 KOMFORT D6B 150 R	146	45	150	Right	
 KOMFORT D6B 150 L E	146	45	150	Left	Electric
 KOMFORT D6B 150 R E	146	45	150	Right	Electric
 KOMFORT D6B 250 L	146	95	250	Left	
 KOMFORT D6B 250 R	146	95	250	Right	
 KOMFORT D6B 250 L E	146	95	250	Left	Electric

 KOMFORT D6B 250 R E	146	95	250	Right	Electric
 KOMFORT D6B 350 L	146	116	350	Left	
 KOMFORT D6B 350 R	146	116	350	Right	
 KOMFORT D6B 350 L E	146	116	350	Left	Electric
 KOMFORT D6B 350 R E	146	116	350	Right	Electric