








## Iso-V EC

Sound-insulated inline fans with EC motor

- Sound insulation
- Motor type: EC
- Impeller type: Centrifugal backward curved blades
- Casing material: Aluzinc



Lineup	Connected air duct size, mm	Rated power, W	Maximum airflow, m <sup>3</sup> /h
 Iso-V EC 315	315	150	2370
 Iso-V EC 355	355	250	3830
 Iso-V EC 400	400	500	5660
 Iso-V EC 450	450	750	6800
 Iso-V EC 500	500	1320	10450
 Iso-V EC 560	560	2360	13600
 Iso-V EC 630	630	2750	16740