










Iso-B

Centrifugal inline fans with backward curved blades in sound-insulated casings

- Sound-insulated casing
- Impeller type: Centrifugal impeller with backward curved blades

Lineup	Phases	Rated power, W	Maximum airflow, m ³ /h	Number of speeds
 Iso-B 100	1	73	240	1
 Iso-B 125	1	73	330	1
 Iso-B 150	1	72	420	1
 Iso-B 160	1	75	420	1
 Iso-B 200	1	103	730	1
 Iso-B 200 max	1	195	950	1
 Iso-B 250	1	198	1300	1

 Iso-B 315	1	322	2150	1
---------------------------------------------------------------------------------------------	---	-----	------	---