








## Iso-B EC

Sound-insulated inline centrifugal fans

- Sound insulation
- Motor type: EC
- Impeller type: Centrifugal backward curved blades
- Casing material: Galvanized steel



Lineup	Connected air duct size, mm	Rated power, W	Maximum airflow, m <sup>3</sup> /h
 Iso-B EC 100	100	92.7	278
 Iso-B EC 125	125	92.6	357
 Iso-B EC 150	150	94.8	425
 Iso-B EC 160	160	94.8	425
 Iso-B EC 200	200	101.6	700
 Iso-B EC 250	250	163.7	1145
 Iso-B EC 315	315	164.3	1260