














inWave

Sound-insulated inline mixed-flow fans

- Sound insulation
- Motor type: AC
- Impeller type: Mixed-flow
- Casing material: Plastic
- Timer: Turn off timer
- Control: Speed controller



| Lineup | Connected air duct size, mm | Rated power, W | Maximum airflow, m ³ /h | Timer | Cable with mains plug | Temperature sensor |
|--|-----------------------------|----------------|------------------------------------|-------|-----------------------|--------------------|
|  inWave 100/125 | 125 | 21 | 320 | | | |
|  inWave 100/125 T | 125 | 21 | 320 | ✓ | | |
|  inWave 100/125 US | 125 | 21 | 320 | | | |
|  inWave 100/125 FR1 | 125 | 21 | 320 | | ✓ | |
|  inWave 100/125 G1 | 125 | 21 | 320 | | ✓ | ✓ |
|  inWave 100/125 W | 125 | 21 | 320 | | ✓ | |

| | | | | | | |
|--|---------|----|-----|---|---|---|
|  Stream 150/160 | 160/150 | 51 | 540 | | | |
|  inWave 150/160 T | 160/150 | 51 | 540 | ✓ | | |
|  inWave 150/160 US | 160/150 | 51 | 540 | | | |
|  inWave 150/160 FR1 | 160/150 | 51 | 540 | | ✓ | |
|  inWave 150/160 G1 | 160/150 | 51 | 540 | | | ✓ |
|  inWave 150/160 W | 160/150 | 51 | 540 | | ✓ | |