










inWave EC

Mixed-flow inline fans in sound-insulated casings with EC-motors

- Sound insulation
- Motor type: EC
- Impeller type: Mixed-flow
- Casing material: Plastic
- Control: Speed controller



Lineup	Connected air duct size, mm	Rated power, W	Maximum airflow, m ³ /h	Cable with mains plug	Temperature sensor
 inWave EC 100/125	125	20	350		
 inWave EC 100/125 FR1	125	20	350	✓	
 inWave EC 100/125 G1	125	20	350	✓	✓
 inWave EC 100/125 W	125	20	350	✓	
 inWave EC 150/160	160/150	55	600		
 inWave EC 150/160 FR1	160/150	55	600	✓	
 inWave EC 150/160 G1	160/150	55	600		✓

 inWave EC 150/160 W	160/150	55	600	✓	
---	---------	----	-----	---	--