


















## CIVIC EC LB V.2

The CIVIC EC LB V.2 units are designed for singleroom ventilation of schools, offices and other public and commercial premises

- Heat exchanger type: Counter flow
- Heat exchanger material: Polystyrene, Enthalpy
- Sound-insulated casing
- Bypass: Auto
- BMS protocol: ModBus
- CO2 sensor: Optional
- PM2.5 sensor: Optional

Lineup	Maximum airflow, m <sup>3</sup> /h	Heat recovery efficiency, max, %	Heat exchanger type	Enthalpy heat exchanger	Control system	Preheater	Reheater	Control	Mounting	Humidity sensor	CO2 sensor	VOC sensor
 CIVIC EC LB 300 S21 V.2	320	94	Counter flow	✗	S21	✗	✗	Smartphone	Floor	Optional	Optional	Optional
 CIVIC EC LBE 300 S21 V.2	320	94	Counter flow	✗	S21	Built-in	✗	Smartphone	Floor	Optional	Optional	Optional
 CIVIC EC LBE2 300 S21 V.2	320	94	Counter flow	✗	S21	Built-in	Built-in	Smartphone	Floor	Optional	Optional	Optional
 CIVIC EC LB 300-E S21 V.2	320	89	Counter flow	✓	S21	✗	✗	Smartphone	Floor	Optional	Optional	Optional
 CIVIC EC LBE 300-E S21 V.2	320	89	Counter flow	✓	S21	Built-in	✗	Smartphone	Floor	Optional	Optional	Optional
 CIVIC EC LBE2 300-E S21 V.2	320	89	Counter flow	✓	S21	Built-in	Built-in	Smartphone	Floor	Optional	Optional	Optional
 CIVIC EC LB 500 S21 V.2	580	94	Counter flow	✗	S21	✗	✗	Smartphone	Floor	Optional	Optional	Optional
 CIVIC EC LBE 500 S21 V.2	580	94	Counter flow	✗	S21	Built-in	✗	Smartphone	Floor	Optional	Optional	Optional
 CIVIC EC LBE2 500 S21 V.2	580	94	Counter flow	✗	S21	Built-in	Built-in	Smartphone	Floor	Optional	Optional	Optional

	CIVIC EC LB 1200 L S21 V.2	1240	96	Counter flow	×	S21	×	×	Smartphone	Floor	Optional	Optional	Optional
	CIVIC EC LBE 1200 L S21 V.2	1240	96	Counter flow	×	S21	Built-in	×	Smartphone	Floor	Optional	Optional	Optional
	CIVIC EC LBE2 1200 L S21 V.2	1240	96	Counter flow	×	S21	Built-in	Built-in	Smartphone	Floor	Optional	Optional	Optional
	CIVIC EC LB 1200 R S21 V.2	1240	96	Counter flow	×	S21	×	×	Smartphone	Floor	Optional	Optional	Optional
	CIVIC EC LBE 1200 R S21 V.2	1240	96	Counter flow	×	S21	Built-in	×	Smartphone	Floor	Optional	Optional	Optional
	CIVIC EC LBE2 1200 R S21 V.2	1240	96	Counter flow	×	S21	Built-in	Built-in	Smartphone	Floor	Optional	Optional	Optional