



























## Ceileo

Centrifugal extract low-noise and low-watt fans for ceiling mounting

- Impeller type: Centrifugal forward curved blades
- Casing material: Galvanized steel
- Timer: Turn off timer
- Humidity sensor
- Motion sensor

Lineup	Connected air duct size, mm	Maximum airflow, m <sup>3</sup> /h	Weight, kg	Humidity sensor	Motion sensor	Lighting
 Ceileo 200	100/150	225	5.3			
 Ceileo 200 T	100/150	225	5.3			
 Ceileo 200 H	100/150	225	5.3	✓		
 Ceileo 200 IR	100/150	225	5.3		✓	
 Ceileo 200 Light	100/150	225	6.4			✓
 Ceileo 200 Light T	100/150	225	6.4			✓
 Ceileo 200 Light H	100/150	225	6.4	✓		✓

 Ceileo 200 Light IR	100/150	225	6.4		✓	✓
 Ceileo 250	100/150	270	5.3			
 Ceileo 250 T	100/150	270	5.3			
 Ceileo 250 H	100/150	270	5.3	✓		
 Ceileo 250 IR	100/150	270	5.3		✓	
 Ceileo 250 Light	100/150	270	6.4			✓
 Ceileo 250 Light T	100/150	270	6.4			✓
 Ceileo 250 Light H	100/150	270	6.4	✓		✓
 Ceileo 250 Light IR	100/150	270	6.4		✓	✓
 Ceileo 300	150	320	5.1			
 Ceileo 300 T	150	320	5.1			
 Ceileo 300 H	150	320	5.1	✓		
 Ceileo 300 IR	150	320	5.1		✓	

 Ceileo 300 Light	150	320	6.2			✓
 Ceileo 300 Light T	150	320	6.2			✓
 Ceileo 300 Light H	150	320	6.2	✓		✓
 Ceileo 300 Light IR	150	320	6.2		✓	✓