










# Box-R

Inline centrifugal fans

- Motor type: AC
- Impeller type: Centrifugal backward curved blades
- Casing material: Coated steel



Lineup	Connected air duct size, mm	Rated power, W	Maximum airflow, m <sup>3</sup> /h
 Box-R 80 V3	80	45	162
 Box-R 100 V3	100	45	176
 Box-R 125	125	48	242
 Box-R 125 V2	125	48	300
 Box-R 125 max	125	127	414
 Box-R 150	150	113	536
 Box-R 150 V2	150	122	533

 Box-R 200	200	139	783
 Box-R 200 V2	200	142	1200