










Box-I

Centrifugal inline fans with backward curved blades in sound-insulated casings

- Sound insulation
- Motor type: AC
- Impeller type: Centrifugal backward curved blades
- Casing material: Galvanized steel



| Lineup | Connected air duct size, mm | Rated power, W | Maximum airflow, m ³ /h |
|---|-----------------------------|----------------|------------------------------------|
|  Box-I 40x20 2E | 400x200 | 138 | 930 |
|  Box-I 50x25 2E | 500x250 | 305 | 1720 |
|  Box-I 50x30 4D | 500x300 | 136 | 1380 |
|  Box-I 60x30 4D | 600x300 | 230 | 2530 |
|  Box-I 60x35 4D (3~ 400 Y) | 600x350 | 380 | 2660 |
|  Box-I 60x35 4D (3~ 400 Δ) | 600x350 | 510 | 2970 |
|  Box-I 50x30 4E | 500x300 | 140 | 1700 |

| | | | |
|--|---------|-----|------|
|  Box-I 60x30 4E | 600x300 | 220 | 2470 |
|  Box-I 60x35 4E | 600x350 | 470 | 2950 |