








# Box-F

Centrifugal inline fans with forward curved blades

- Motor type: AC
- Impeller type: Centrifugal forward curved blades
- Casing material: Galvanized steel



Lineup	Connected air duct size, mm	Rated power, W	Maximum airflow, m <sup>3</sup> /h
 Box-F 400x200 4D	400x200	282	1470
 Box-F 500x250 4D	500x250	570	1850
 Box-F 500x300 4D	500x300	855	2350
 Box-F 600x300 4D	600x300	1560	3740
 Box-F 600x350 4D	600x350	2460	5020
 Box-F 700x400 4D	700x400	3630	6450
 Box-F 800x500 4D	800x500	5850	8120

 Box-F 400x200 4E	400x200	295	1440
 Box-F 500x250 4E	500x250	535	1750
 Box-F 500x300 4E	500x300	710	2350
 Box-F 600x300 4E	600x300	1240	2950
 Box-F 600x350 4E	600x350	2840	4260
 Box-F 1000x500 6D	1000x500	3870	9540
 Box-F 800x500 6D	800x500	2790	7610
 Box-F 900x500 6D	900x500	3870	9540