











Blume

Intellectual low-noise and energy-saving fan for exhaust ventilation

- Impeller type: Axial, Mixed-flow
- Motion sensor

Lineup	Rated power, W	Maximum airflow, m ³ /h	Sound pressure level LpA at 3 m, dB(A)	Motion sensor	Pull cord	Humidity sensor	Timer	Number of speeds
 Blume	7.5	97	25	✗	✗	✗	✗	1
 Blume S	7.5	97	25	✗	✓	✗	✗	1
 Blume T	7.5	97	25	✗	✗	✗	Turn off timer	1
 Blume TR	7.5	97	25	✗	✗	✗	Turn on timer, Turn off timer	1
 Blume ST	7.5	97	25	✗	✓	✗	Turn off timer	1
 Blume H	7.5	97	25	✗	✗	✓	Turn off timer	1

	Blume SH	7.5	97	25	✗	✓	✓	Turn off timer	1
	Blume IR	7.5	97	25	✓	✗	✗	Turn off timer	1