













# BlauCool BLHVE-S PRO

Outdoor units PRO-series

- Refrigerant: R410A
- COP: 4.11
- EER: 3.63

Lineup	Refrigerant	COP	EER	Cooling capacity, kW	Heating capacity, kW
 BlauCool BLHVE-S252-O/3R1A	R410A	✓	✓	25.2	✓
 BlauCool BLHVE-S280-O/3R1A	R410A	✓	✓	28	✓
 BlauCool BLHVE-S335-O/3R1A	R410A	✓	✓	33.5	✓
 BlauCool BLHVE-S400-O/3R1A	R410A	✓	✓	40	✓
 BlauCool BLHVE-S450-O/3R1A	R410A	✓	✓	45	✓
 BlauCool BLHVE-S500-O/3R1A	R410A	✓	✓	50	✓
 BlauCool BLHVE-S560-O/3R1A	R410A	✓	✓	56	✓

	BlauCool BLHVE-S615-O/3R1A	R410A	✓	✓	61.5	✓
	BlauCool BLHVE-S670-O/3R1A	R410A	✓	✓	67	✓
	BlauCool BLHVE-S730-O/3R1A	R410A	✓	✓	73	✓
	BlauCool BLHVE-S785-O/3R1A	R410A	✓	✓	78.5	✓
	BlauCool BLHVE-S850-O/3R1A	R410A	✓	✓	85	✓
	BlauCool BLHVE-S900-O/3R1A	R410A	✓	✓	90	✓