










BlauAIR RV

Floor mounted heat recovery units

- Heat exchanger type: Rotary
- Sound insulation
- Motor type: EC
- Bypass: Auto
- Reheater: Optional
- Preheater: Optional
- BMS protocol: ModBus
- Control: Wired control panel
- Casing material: Aluzinc steel

Lineup	Connected air duct size, mm	Phases	Maximum supply voltage, V	Maximum airflow, m ³ /h	Sound pressure level LpA at 3 m, dB(A)	Heat exchanger material	Extract filter	Supply filter	Reheater	Preheater	BMS protocol	Frost protection
 BlauAIR RV 800	250	1	240	800	34	Aluminum	ePM1 55% (ISO 16890)-F7 (EN779)	ePM1 55% (ISO 16890)-F7 (EN779)	Optional	Optional	ModBus	
 BlauAIR RV 1200	250	1	240	1200	35	Aluminum	ePM1 55% (ISO 16890)-F7 (EN779)	ePM1 55% (ISO 16890)-F7 (EN779)	Optional	Optional	ModBus	
 BlauAIR RV 1500	500x250	1	240	1500	37	Aluminum	ePM1 55% (ISO 16890)-F7 (EN779)	ePM1 55% (ISO 16890)-F7 (EN779)	Optional	Optional	ModBus	Bypass
 BlauAIR RV 2500	500x250	1	277	2500	37	Aluminum	ePM1 55% (ISO 16890)-F7 (EN779)	ePM1 55% (ISO 16890)-F7 (EN779)	Optional	Optional	ModBus	
 BlauAIR RV 3500	600x300	3	480	3500	35	Aluminum	ePM1 55% (ISO 16890)-F7 (EN779)	ePM1 55% (ISO 16890)-F7 (EN779)	Optional	Optional	ModBus	
 BlauAIR RV 5000	1000x500	3	480	5000	32	Aluminum	ePM1 55% (ISO 16890)-F7 (EN779)	ePM1 55% (ISO 16890)-F7 (EN779)	Optional	Optional	ModBus	
 BlauAIR RV 6000	1000x500	3	480	6000	32	Aluminum	ePM1 55% (ISO 16890)-F7 (EN779)	ePM1 55% (ISO 16890)-F7 (EN779)	Optional	Optional	ModBus	