







# Axis-QA

Wall-mounted axial fans aluminium impellers

- Motor type: AC
- Impeller type: Axial
- Casing material: Coated steel

| Lineup  | Connected air duct size, mm | Rated power, W | Maximum airflow, m <sup>3</sup> /h |
|---|-----------------------------|----------------|------------------------------------|
|  Axis-QA 150 | 150                         | 26             | 180                                |
|  Axis-QA 200 | 200                         | 33             | 390                                |
|  Axis-QA 250 | 250                         | 68             | 1070                               |
|  Axis-QA 315 | 315                         | 110            | 1700                               |