












# Axis-Q EC

Axial wall fans

- Motor type: EC
- Impeller type: Axial
- Casing material: Coated steel



Lineup	Rated power, W	Maximum airflow, m <sup>3</sup> /h
 Axis-Q EC 200	55	975
 Axis-Q EC 200 max	115	1600
 Axis-Q EC 250	85	1550
 Axis-Q EC 250 max	115	1850
 Axis-Q EC 300	150	2400
 Axis-Q EC 300 max	210	2750
 Axis-Q EC 350	200	3500

 Axis-Q EC 400	170	4000
 Axis-Q EC 450	380	7400
 Axis-Q EC 500	700	8500