











# Auto

Extract fans

- Motor type: AC
- Timer: Turn off timer
- Humidity sensor
- Motion sensor

Lineup	Connected air duct size, mm	Maximum airflow, m <sup>3</sup> /h	Sound pressure level LpA at 3 m, dB(A)	Pull cord	Timer	Rated power, W	Humidity sensor	Motion sensor
 Auto 100	100	98	34					
 Auto 100 S	100	98	34	✓				
 Auto 100 T	100	98	34		✓			
 Auto 100 ST	100	98	34	✓	✓	18		
 Auto 100 H	100	98	34		✓	18	✓	
 Auto 100 SH	100	98	34	✓	✓	18	✓	

 Auto 100 IR	100	98	34		✘	18		✓
 Auto 125	125	185	35					
 Auto 125 S	125	185	35	✓				
 Auto 125 T	125	185	35		✓			
 Auto 125 ST	125	185	35	✓	✓	22		
 Auto 125 H	125	185	35		✓		✓	
 Auto 125 SH	125	185	35	✓	✓	22	✓	
 Auto 125 IR	125	185	35			22		✓
 Auto 150	150	295	39					
 Auto 150 S	150	295	39	✓				
 Auto 150 T	150	295	39		✓			
 Auto 150 ST	150	295	39	✓	✓			
 Auto 150 H	150	295	39		✓		✓	

 Auto 150 SH	150	295	39	✓	✓		✓	
 Auto 150 IR	150	295	39					✓