

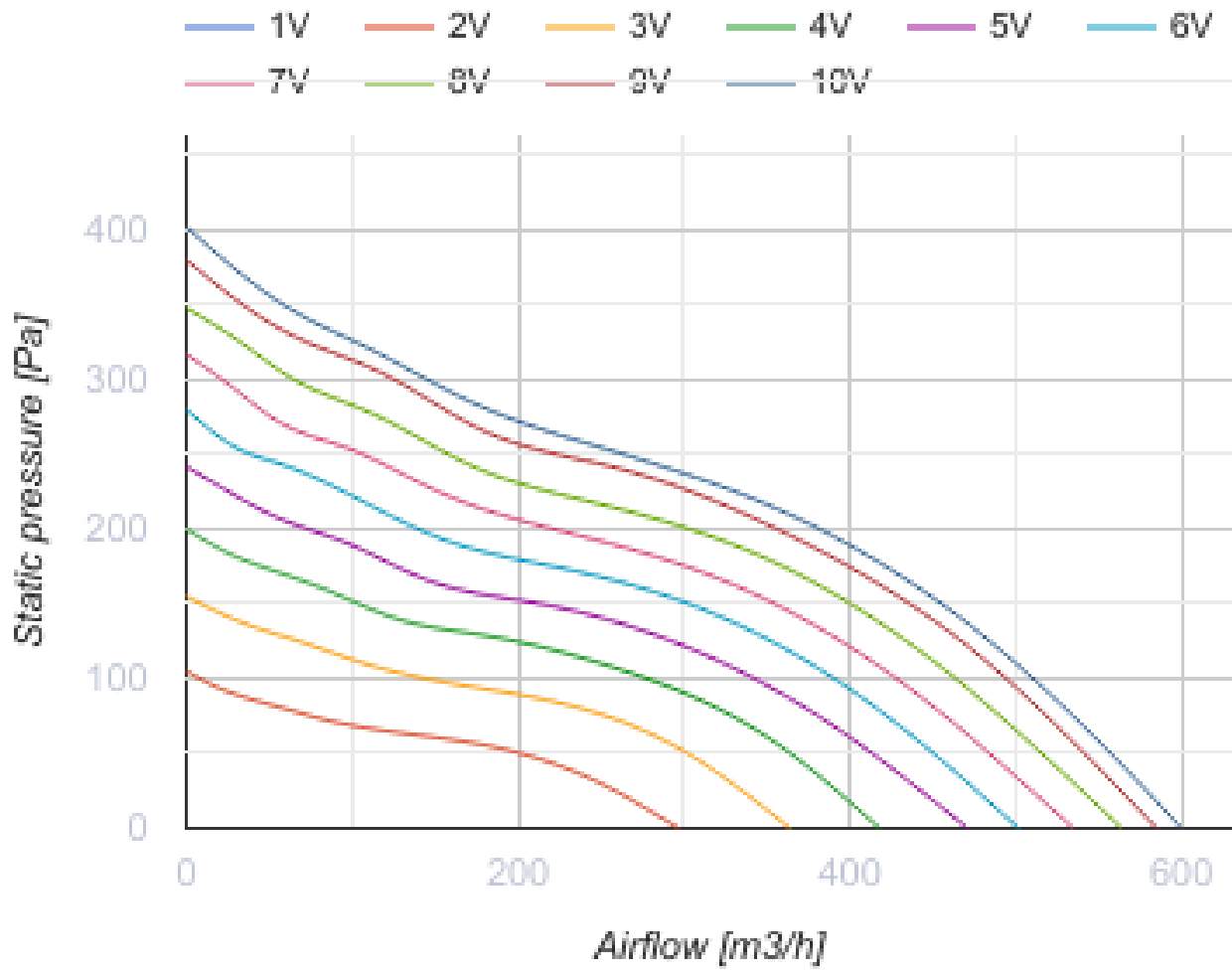


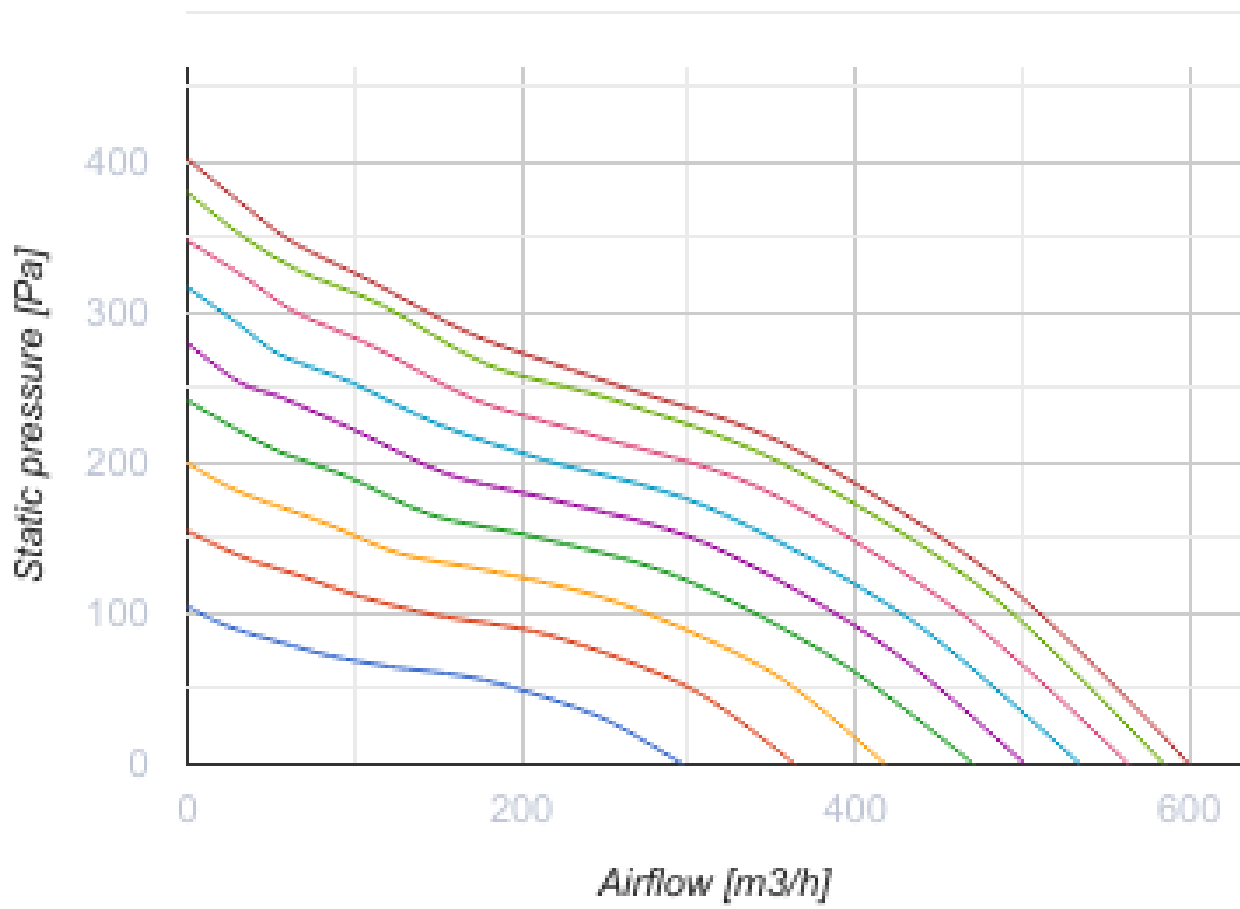
# Turbo EC 160 G1

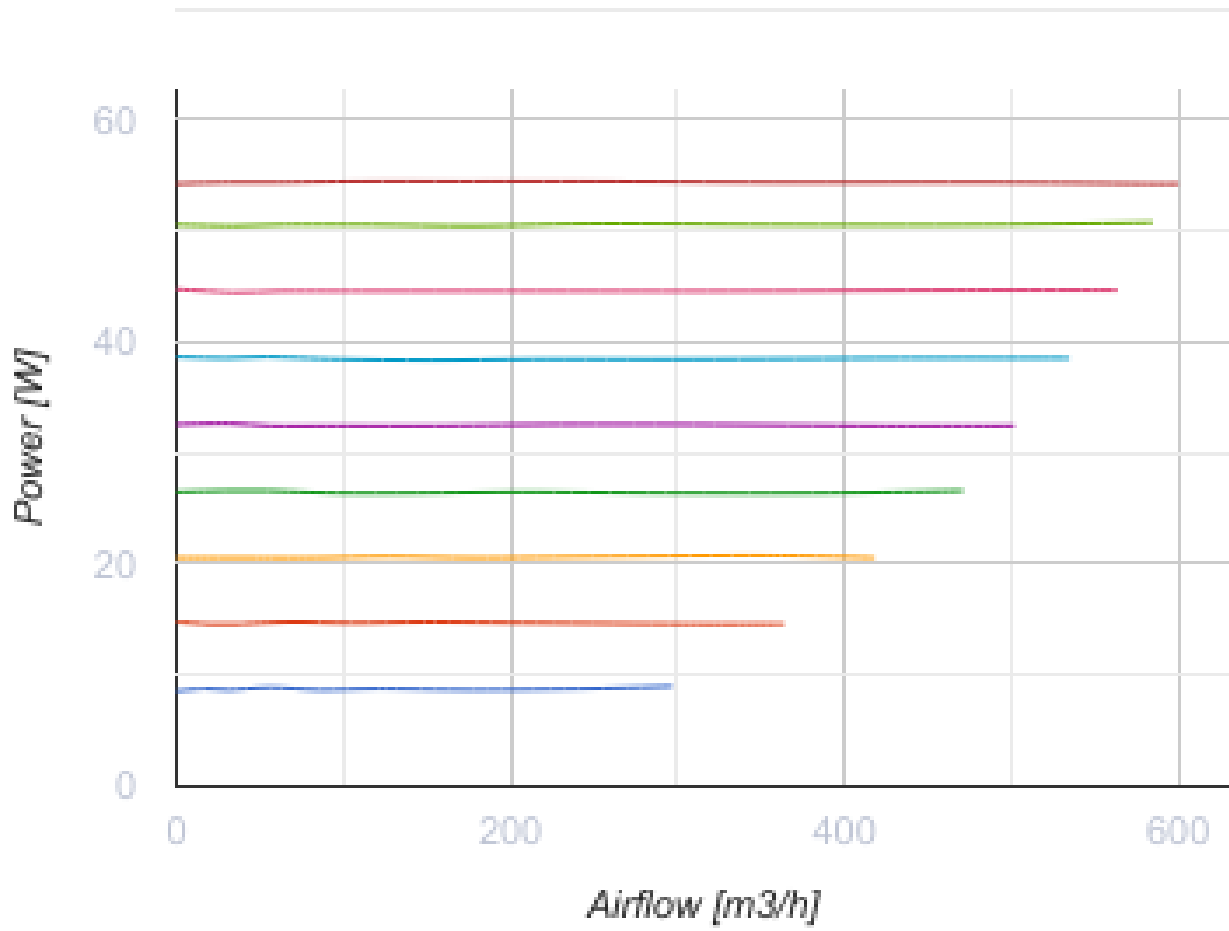
Mixed-flow inline fans with EC-motors

- Maximum airflow: 600
- Sound pressure level LpA at 3 m: 46
- Motor type: EC
- Control: Built-in speed controller
- Impeller type: Mixed-flow
- Casing material: Plastic
- Installation in any position
- Cable with mains plug
- Temperature sensor

	Unit of measurement	Turbo EC 160 G1
Connected air duct size	mm	160
Speed	-	1
Minimum supply voltage	V	230
Maximum supply voltage	V	230
Power supply frequency	Hz	50/60
Rated power	W	55
Unit current	A	0.48
Maximum airflow	m <sup>3</sup> /h	600
Sound pressure level LpA at 3 m	dB(A)	46
Weight	kg	3.25
Transported air temperature (max)	°C	55
Transported air temperature (min)	°C	-25
Ingress protection rating	-	IPX4

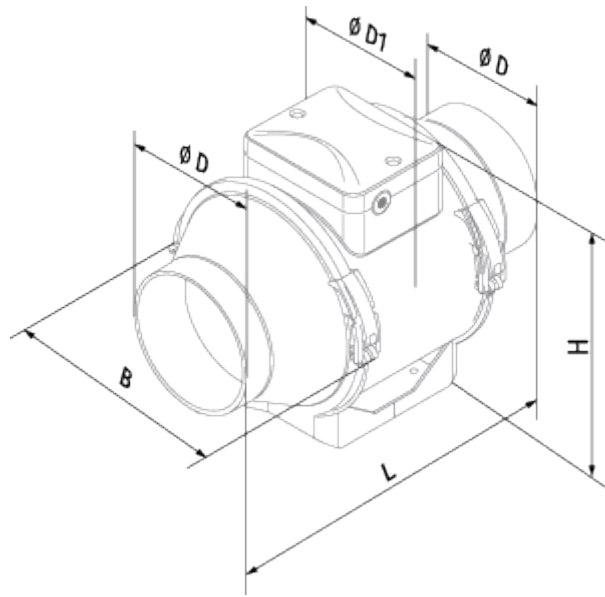




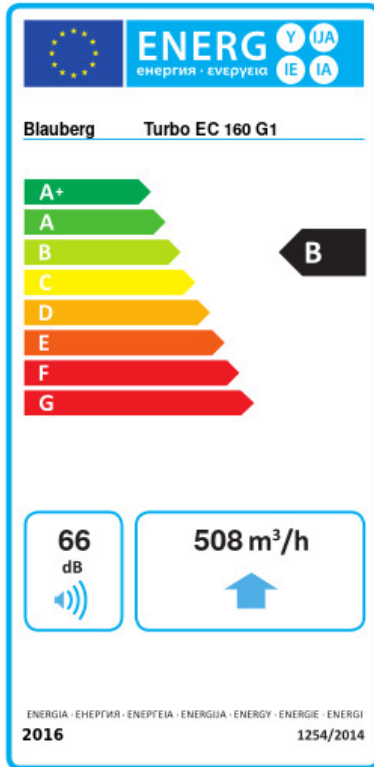


## Dimensions

ØD	ØD1	B	H	L
148	187	216.5	253.5	289



## Ecodesign



Trademark	Blaubeurg			
Model	Turbo EC 160 G1			
Specific energy consumption (SEC) (kWh/(m²/a))	Cold	Average	Warm	
	-54.6   A+	-27.5   B	-12	E
Type of ventilation unit	Unidirectional			
Type of drive installed	Variable speed			
Type of heat recovery system	None			
Maximum flow rate (m³/h)	508			
Electric power input (W)	54.3			
Reference flow rate (m³/s)	0.099			
Reference pressure difference (Pa)	50			
Specific power input (SPI) (W/(m³/h))	0.058			
Control typology	Local demand control			
Maximum external leakage rates (%)	2.7			
Declared typology	RVU UVU			
Sound power level (dB(A))	66			
The annual electricity consumption (AEC) (kWh/a)	Cold	Average	Warm	
	31	31	31	
The annual heating saved (AHS) (kWh/a)	Cold	Average	Warm	
	5536	2830	1280	

## Accessories

### Other accessories

Name	Photo	Description
<a href="#">CDT E/0-10</a>		Speed control for EC motors