

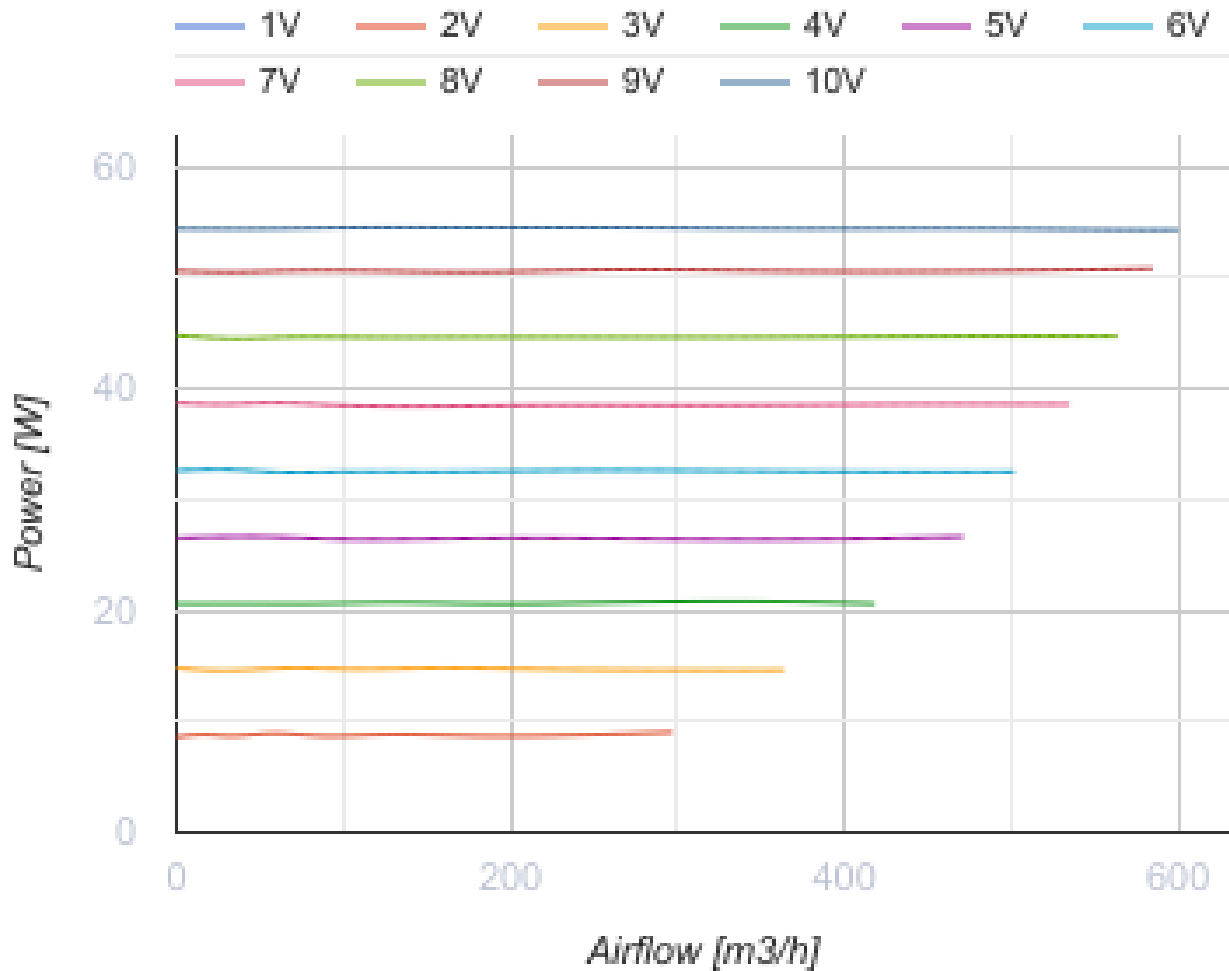
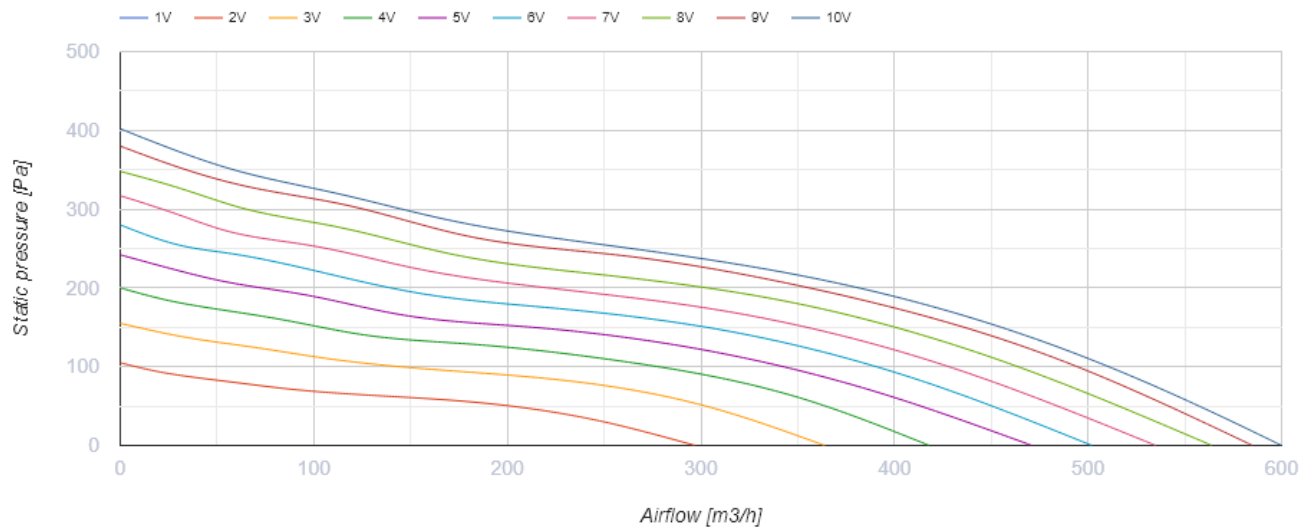


Turbo EC 150

Inline mixed-flow fans with EC motor

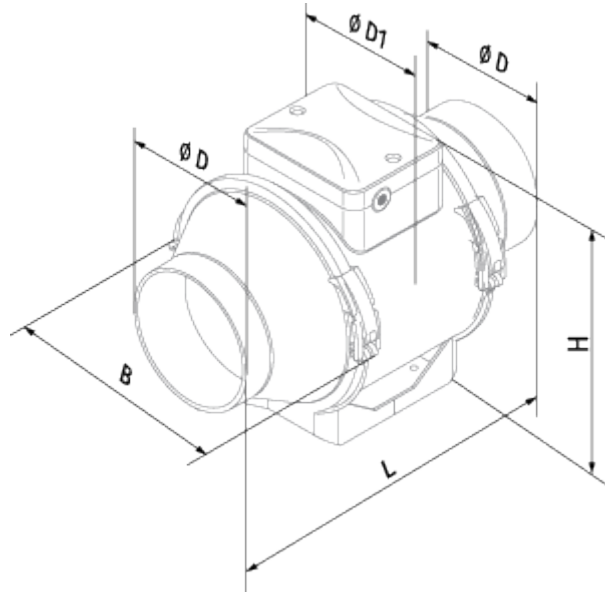
- Maximum airflow: 600
- Sound pressure level LpA at 3 m: 46
- Motor type: EC
- Impeller type: Mixed-flow
- Casing material: Plastic
- Installation in any position

	Unit of measurement	Turbo EC 150
Connected air duct size	mm	150
Speed	-	1
Minimum supply voltage	V	230
Maximum supply voltage	V	230
Power supply frequency	Hz	50/60
Rated power	W	55
Unit current	A	0.48
Maximum airflow	m ³ /h	600
Sound pressure level LpA at 3 m	dB(A)	46
Weight	kg	2.95
Transported air temperature (max)	°C	55
Transported air temperature (min)	°C	-25
Ingress protection rating	-	IPX4

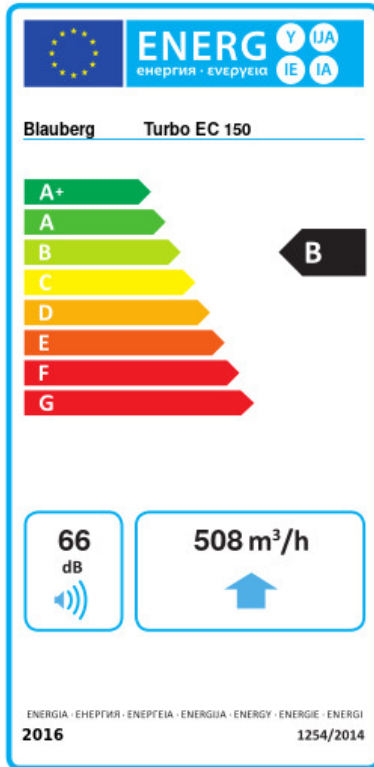


Dimensions

$\varnothing D$	B	H	L	$\varnothing D1$
148	216.5	253.5	289	187



Ecodesign



Trademark	Blaubeurg			
Model	Turbo EC 150			
Specific energy consumption (SEC) (kWh/(m ² /a))	Cold		Average	
	-54.6	A+	-27.5	B
Type of ventilation unit	Unidirectional			
Type of drive installed	Variable speed			
Type of heat recovery system	None			
Maximum flow rate (m ³ /h)	508			
Electric power input (W)	54.3			
Reference flow rate (m ³ /s)	0.099			
Reference pressure difference (Pa)	50			
Specific power input (SPI) (W/(m ³ /h))	0.058			
Control typology	Local demand control			
Maximum external leakage rates (%)	2.7			
Declared typology	RVU UVU			
Sound power level (dB(A))	66			
The annual electricity consumption (AEC) (kWh/a)	Cold		Average	
	31		31	
The annual heating saved (AHS) (kWh/a)	Cold		Average	
	5536		2830	1280

Accessories

EC motors regulators

Name	Photo	Description
CDT E/0-10		Speed control for EC motors