

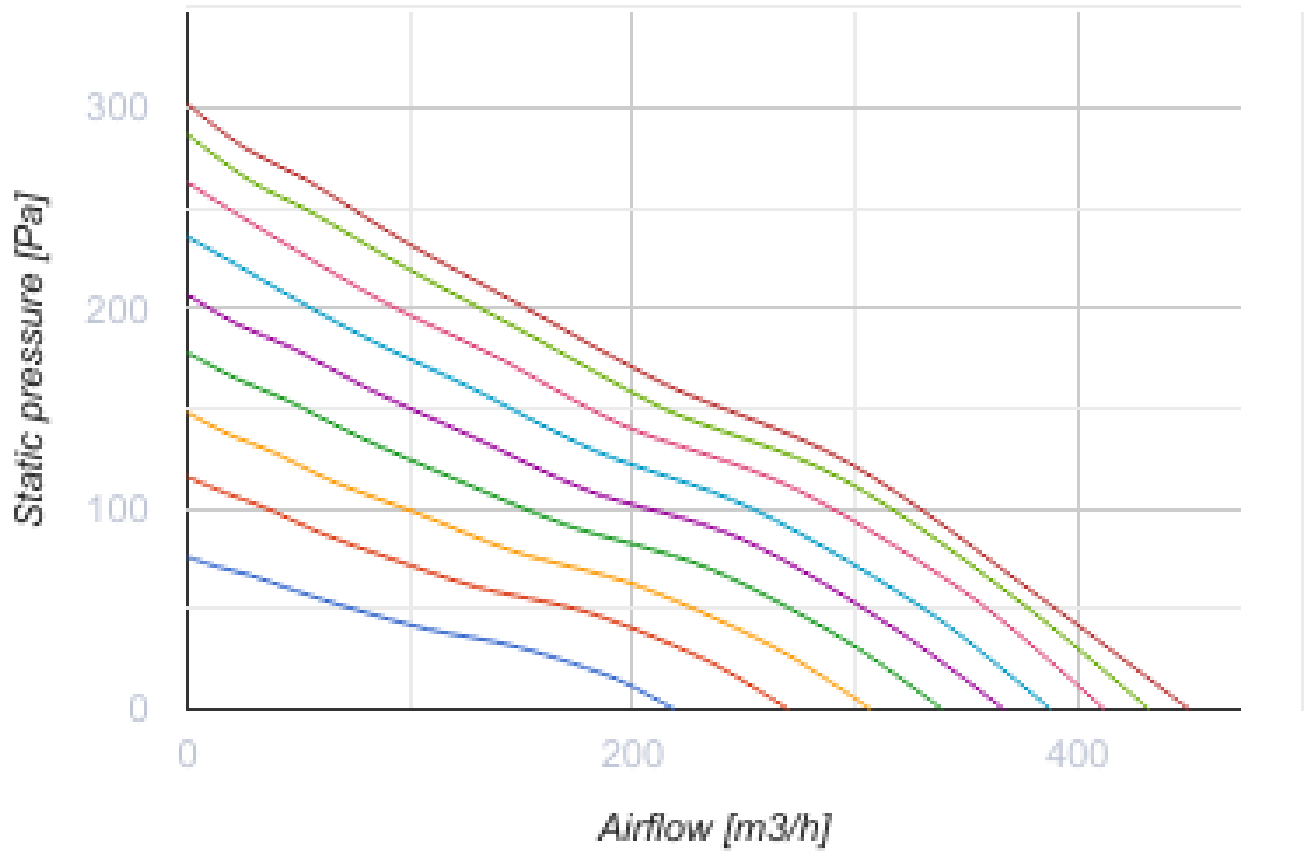


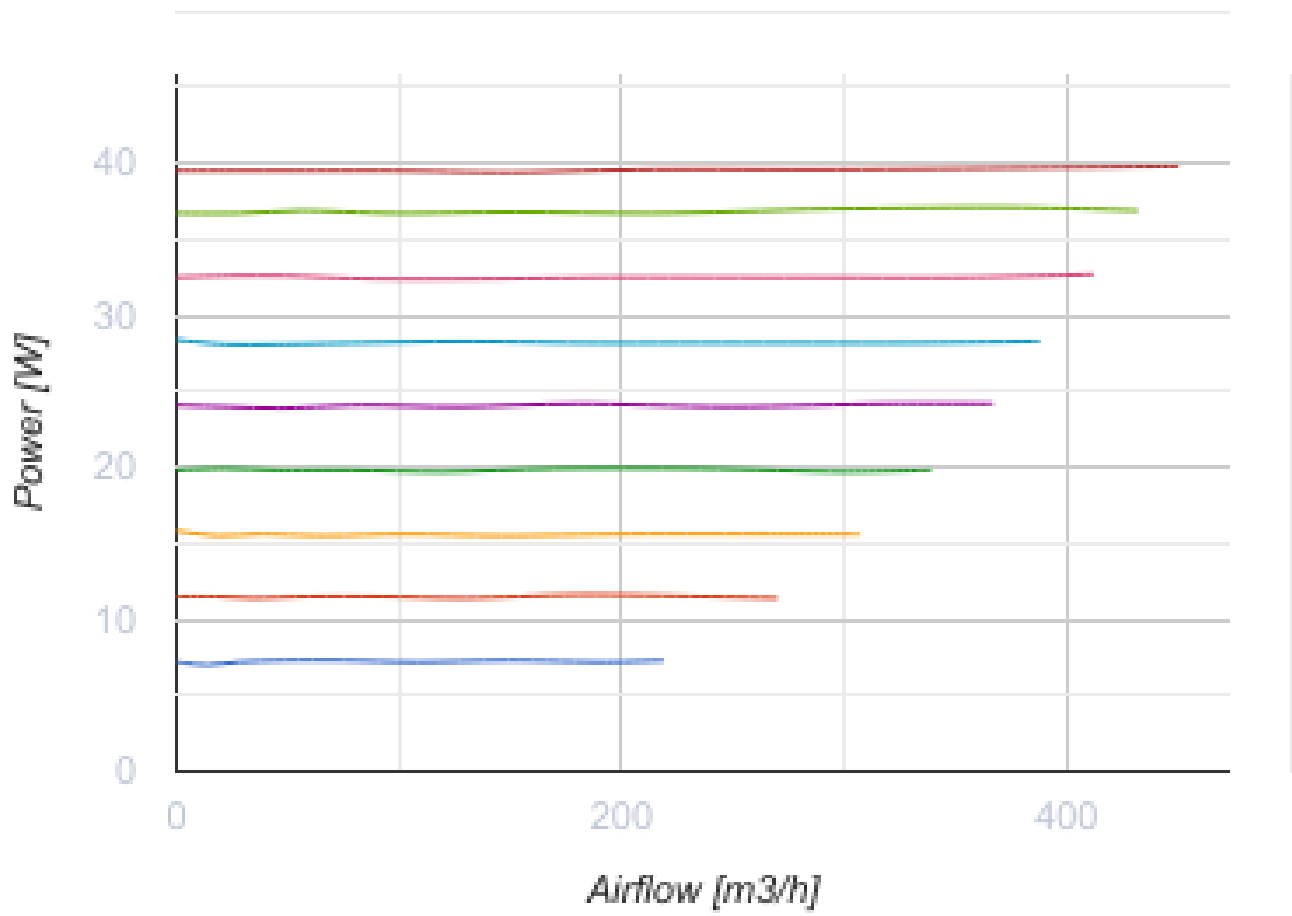
# Turbo EC 125 GI1

Inline mixed-flow fans with EC motor

- Maximum airflow: 450
- Sound pressure level LpA at 3 m: 49
- Motor type: EC
- Control: Built-in speed controller
- Impeller type: Mixed-flow
- Casing material: Plastic
- Installation in any position
- Cable with mains plug
- Temperature sensor

	Unit of measurement	Turbo EC 125 GI1
Connected air duct size	mm	125
Speed	-	1
Minimum supply voltage	V	230
Maximum supply voltage	V	230
Power supply frequency	Hz	50/60
Rated power	W	40
Unit current	A	0.37
Maximum airflow	m <sup>3</sup> /h	450
Sound pressure level LpA at 3 m	dB(A)	49
Weight	kg	2.15
Transported air temperature (max)	°C	55
Transported air temperature (min)	°C	-25
Ingress protection rating	-	IPX4



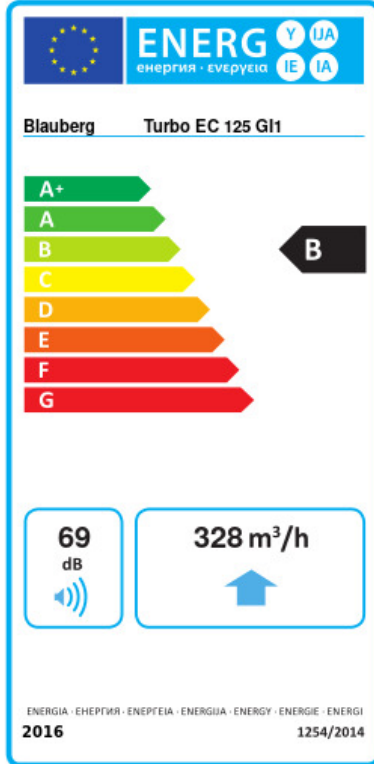


## Dimensions

ØD	ØD1	B	H	L
123	164	193	241	258.5



## Ecodesign



Trademark	Blaubeurg					
Model	Turbo EC 125 G11					
Specific energy consumption (SEC) (kWh/(m²/a))	Cold	Average	Warm			
	-54.5	A+	-27.4	B	-11.9	E
Type of ventilation unit	Unidirectional					
Type of drive installed	Variable speed					
Type of heat recovery system	None					
Maximum flow rate (m³/h)	328					
Electric power input (W)	39.8					
Reference flow rate (m³/s)	0.064					
Reference pressure difference (Pa)	50					
Specific power input (SPI) (W/(m³/h))	0.068					
Control typology	Local demand control					
Maximum external leakage rates (%)	2.7					
Declared typology	RVU UVU					
Sound power level (dB(A))	69					
The annual electricity consumption (AEC) (kWh/a)	Cold	Average	Warm			
	36	36	36			
The annual heating saved (AHS) (kWh/a)	Cold	Average	Warm			
	5536	2830	1280			

## Accessories

### EC motors regulators

Name	Photo	Description
<a href="#">CDT E/0-10</a>		Speed control for EC motors