

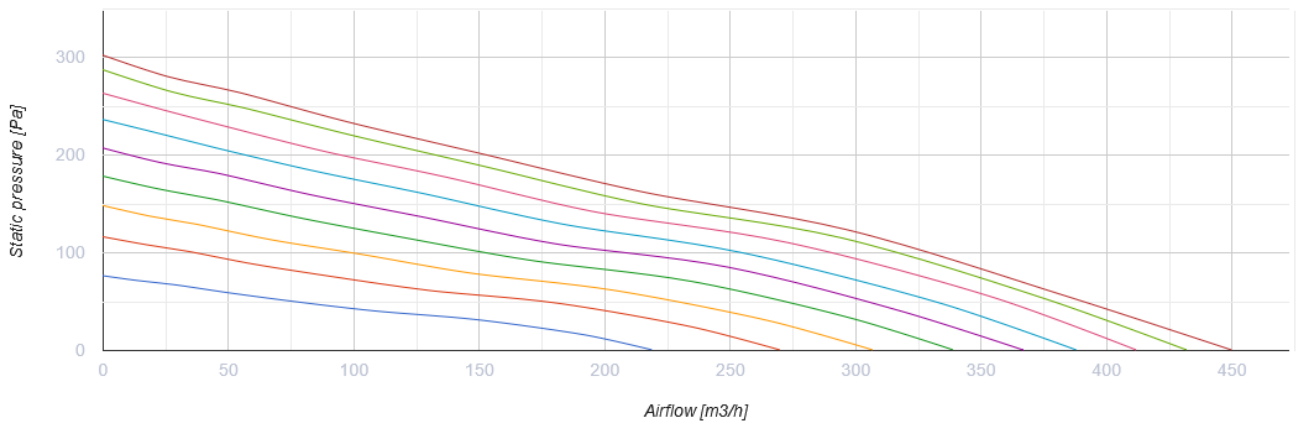
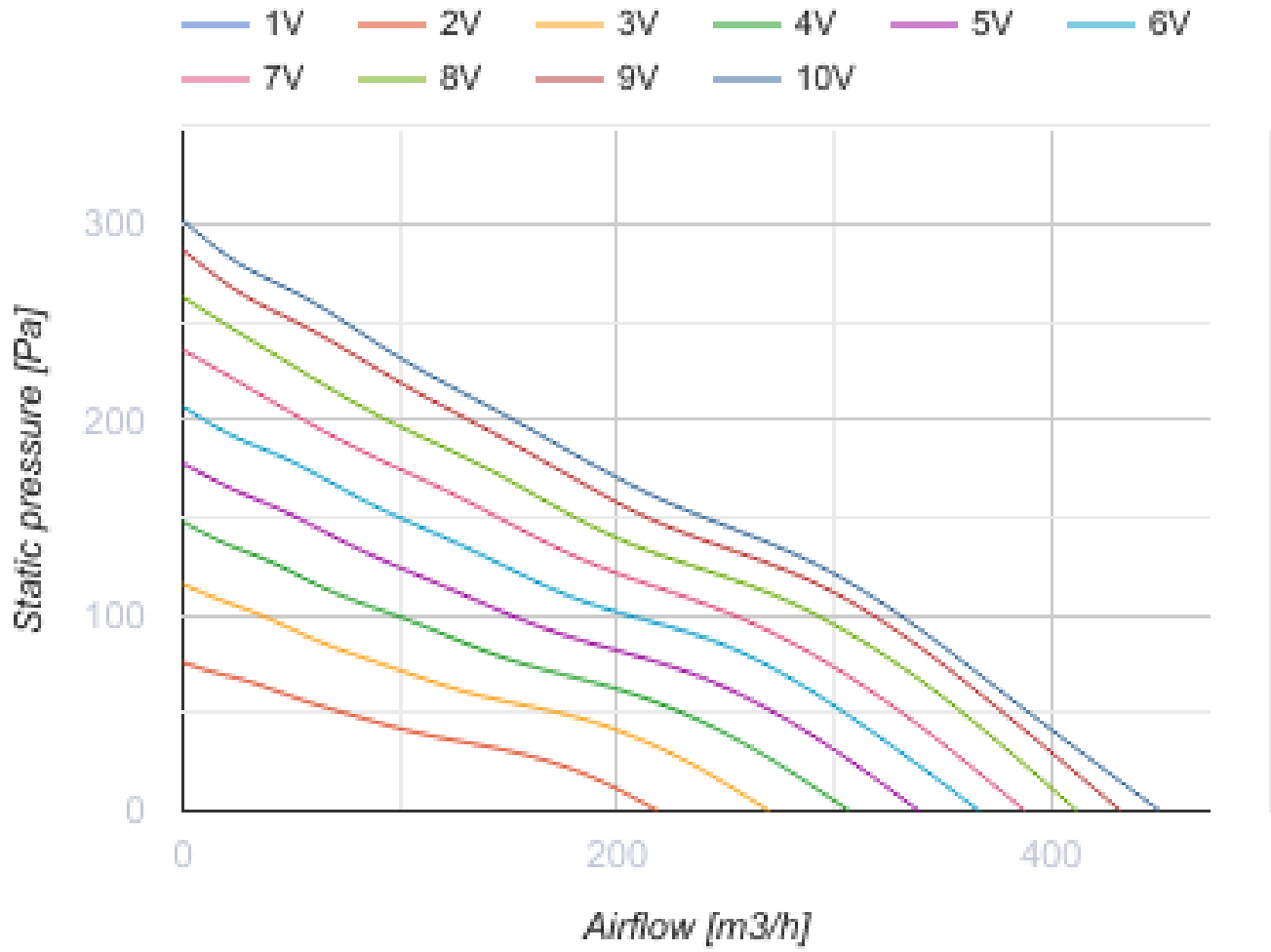


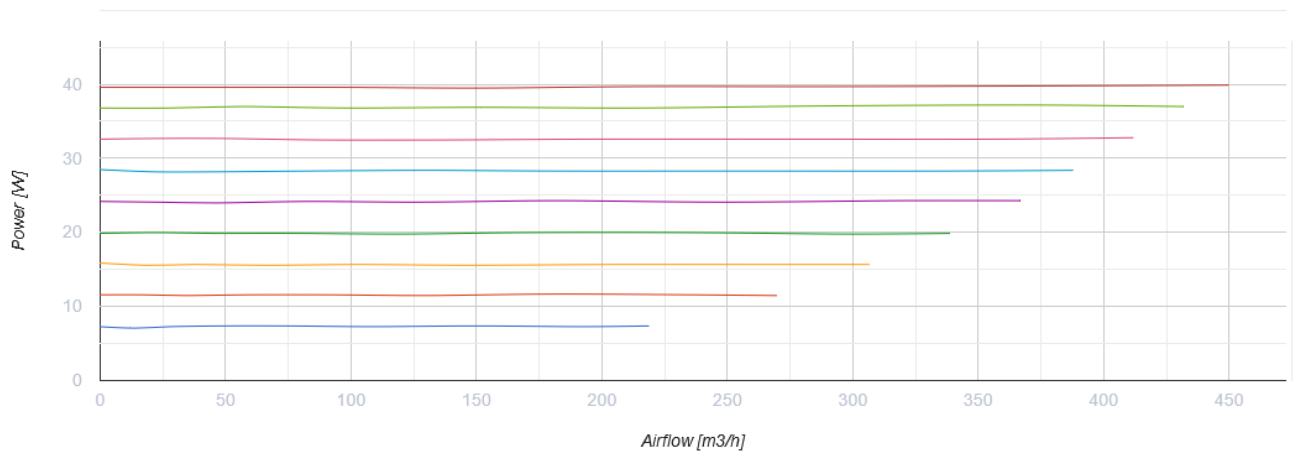
# Turbo EC 125 FR1

Mixed-flow inline fans with EC-motors

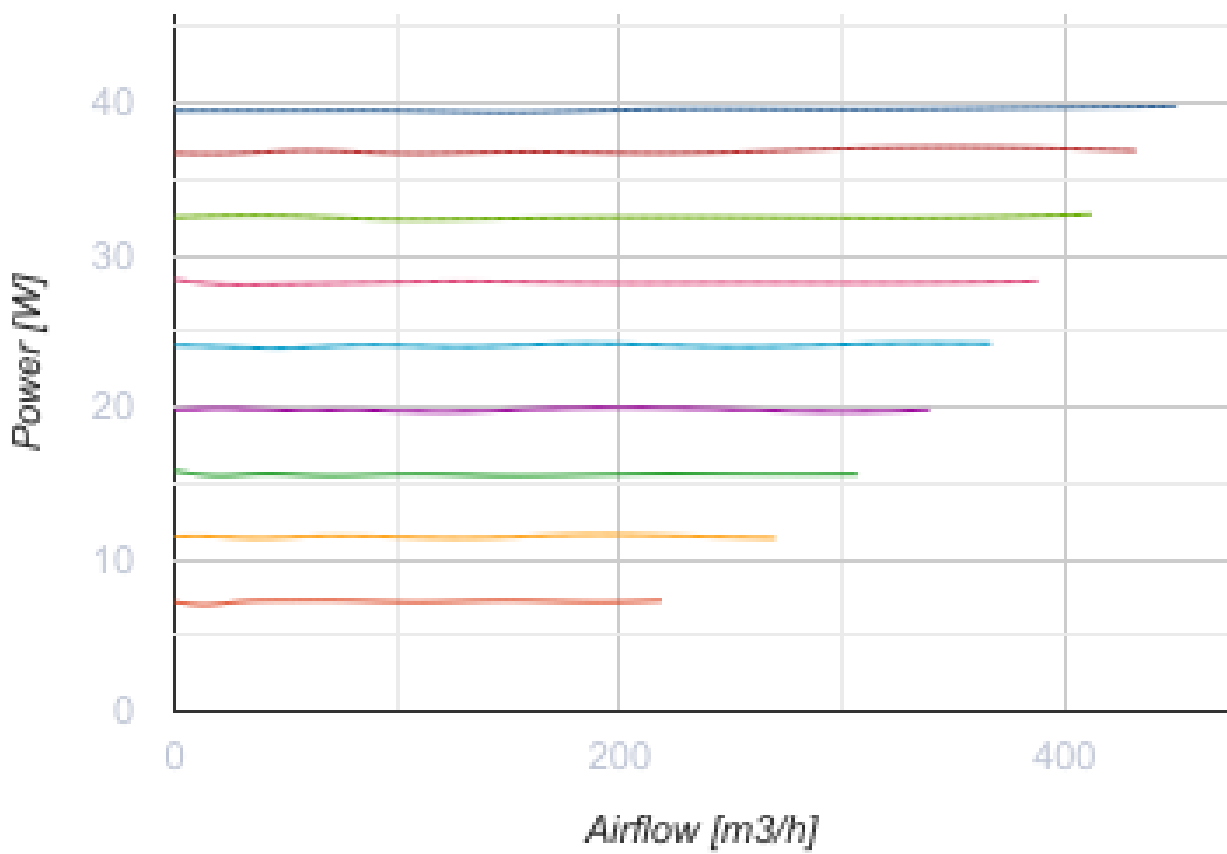
- Maximum airflow: 450
- Sound pressure level LpA at 3 m: 49
- Motor type: EC
- Control: Built-in speed controller
- Impeller type: Mixed-flow
- Casing material: Plastic
- Installation in any position
- Cable with mains plug

	Unit of measurement	Turbo EC 125 FR1
Connected air duct size	mm	125
Speed	-	1
Minimum supply voltage	V	230
Maximum supply voltage	V	230
Power supply frequency	Hz	50/60
Rated power	W	40
Unit current	A	0.37
Maximum airflow	m <sup>3</sup> /h	450
Sound pressure level LpA at 3 m	dB(A)	49
Weight	kg	2.15
Transported air temperature (max)	°C	55
Transported air temperature (min)	°C	-25
Ingress protection rating	-	IPX4



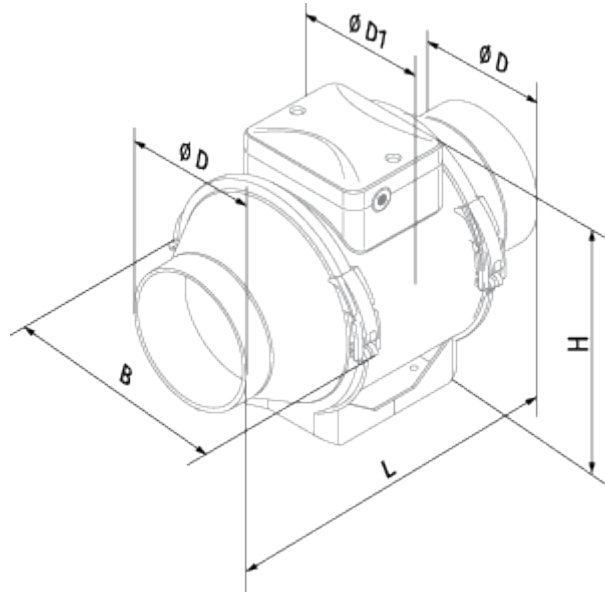


- 1V
- 2V
- 3V
- 4V
- 5V
- 6V
- 7V
- 8V
- 9V
- 10V

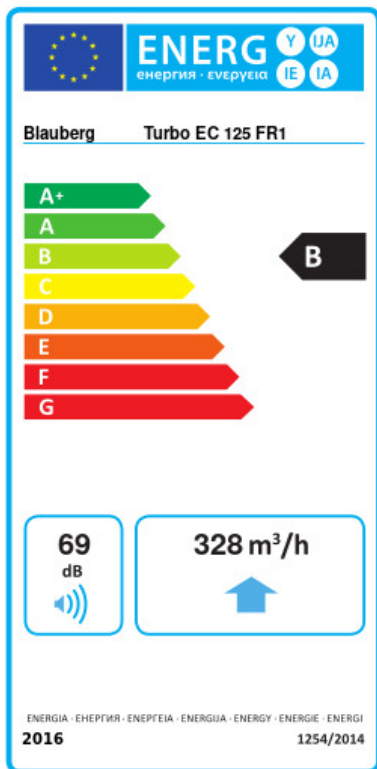


## Dimensions

$\varnothing D$	$\varnothing D1$	B	H	L
123	164	193	241	258.5



## Ecodesign



Trademark	Blaubeurg					
Model	Turbo EC 125 FR1					
Specific energy consumption (SEC) (kWh/(m <sup>2</sup> /a))	Cold		Average		Warm	
	-54.5	A+	-27.4	B	-11.9	E
Type of ventilation unit	Unidirectional					
Type of drive installed	Variable speed					
Type of heat recovery system	None					
Maximum flow rate (m <sup>3</sup> /h)	328					
Electric power input (W)	39.8					
Reference flow rate (m <sup>3</sup> /s)	0.064					
Reference pressure difference (Pa)	50					
Specific power input (SPI) (W/(m <sup>3</sup> /h))	0.068					
Control typology	Local demand control					
Maximum external leakage rates (%)	2.7					
Declared typology	RVU UVU					
Sound power level (dB(A))	69					
The annual electricity consumption (AEC) (kWh/a)	Cold		Average		Warm	
	36		36		36	
The annual heating saved (AHS) (kWh/a)	Cold		Average		Warm	
	5536		2830		1280	

## Accessories

### Other accessories

Name	Photo	Description
<a href="#">CDT E/0-10</a>		Speed control for EC motors