

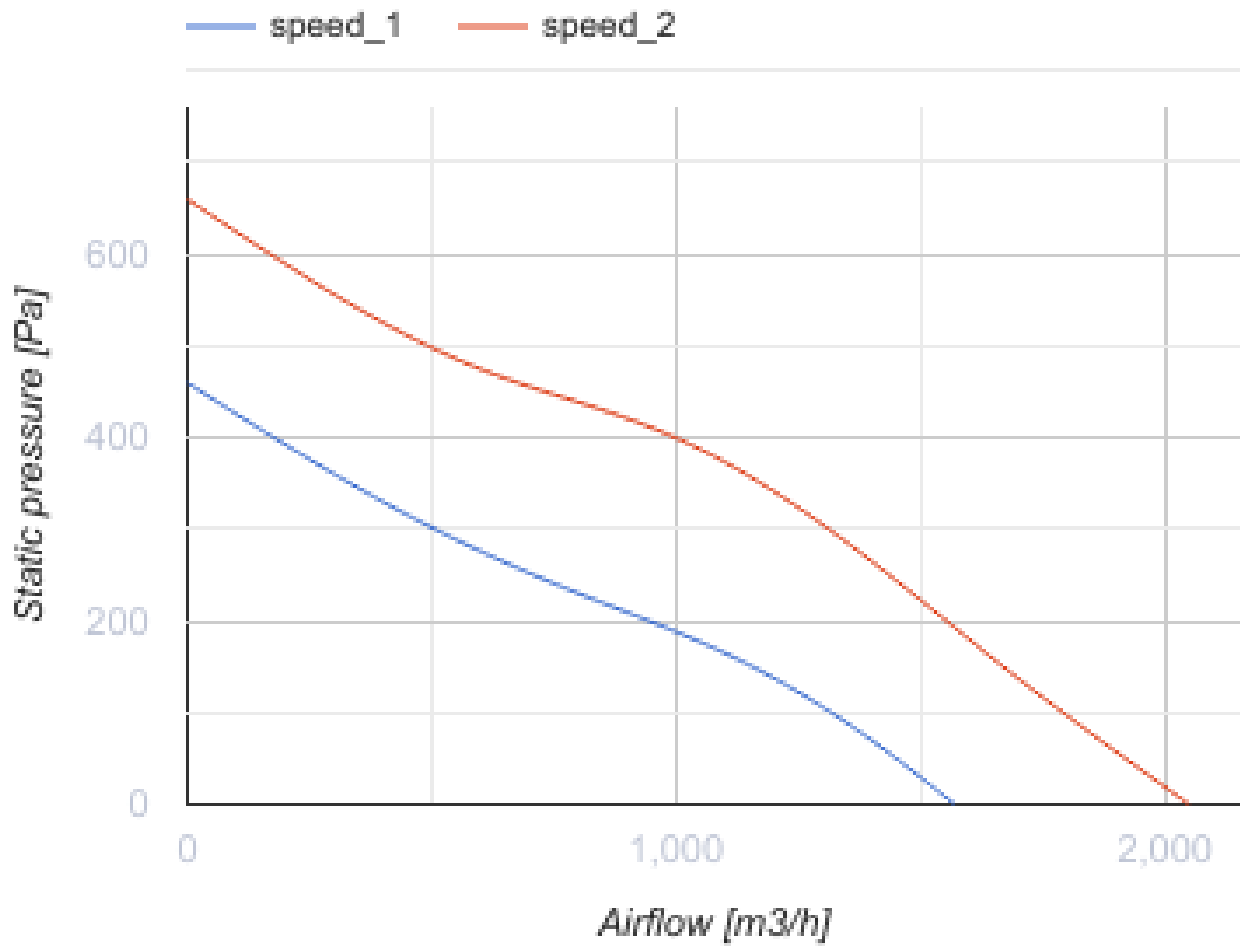
# Turbo 315 US

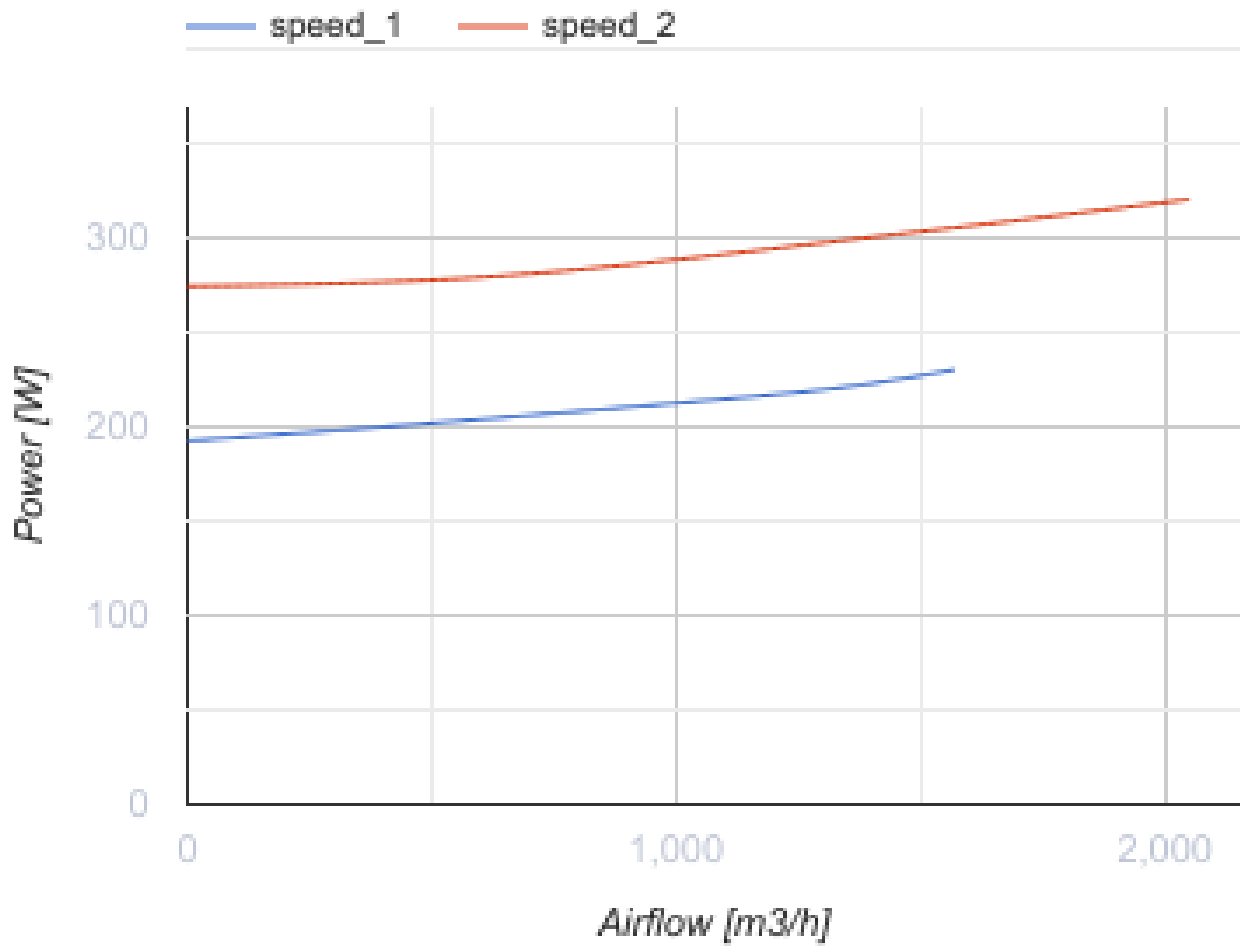
Mixed-flow inline fans



- Maximum airflow: 2050
- Sound pressure level LpA at 3 m: 52
- Motor type: AC
- Control: Built-in speed controller
- Impeller type: Mixed-flow
- Casing material: Plastic
- Installation in any position

	Unit of measurement	Turbo 315 US	
Connected air duct size	mm	315	
Speed	-	2	
Minimum supply voltage	V	230	
Maximum supply voltage	V	230	
Power supply frequency	Hz	50/60	
Rated power	W	230	320
Unit current	A	1.0	1.42
Maximum airflow	m <sup>3</sup> /h	1570	2050
Sound pressure level LpA at 3 m	dB(A)	41	52
Weight	kg	11.95	
Transported air temperature (max)	°C	60	
Ingress protection rating	-	IPX4	
Ingress protection rating of the drive	-	IPX4	





## Dimensions

ØD	ØD1	B	H	L
310	323	362	408	445







## Ecodesign


Trademark	Blauberg
Model	Turbo 315 US
Type of ventilation unit	Unidirectional
Type of drive installed	External MSD or VSD
Type of heat recovery system	None
Nominal flow rate (m <sup>3</sup> /s)	0.321
Nominal external pressure (Pa)	327
Maximum external leakage rates (%)	2.7
Static efficiency (%)	34.8
Declared typology	NRVU UVU
Effective electric power input (kW)	0.308
Sound power level (dB(A))	74




## Accessories

### Other accessories

Name	Photo	Description
<a href="#">IRSE / IRSI 1.5</a>		Sensors
<a href="#">HSE / HSI 1.5</a>		Sensors
<a href="#">TE / TI 1.5</a>		Timers
<a href="#">LSE / LSI 1.5</a>		Sensors

### Other accessories

Name	Photo	Description
<a href="#">CDP-2/10</a>		Multi-speed switch

<a href="#">CDT E1.8</a>		Thyristor speed controller
<a href="#">CDT E0.5</a>		Thyristor speed controller
<a href="#">MLCD E2</a>		Room temperature regulator