



# Turbo 160 G1

Inline mixed-flow fans

- Maximum airflow: 565
- Sound pressure level LpA at 3 m: 44
- Motor type: AC
- Control: Built-in speed controller
- Impeller type: Mixed-flow
- Casing material: Plastic
- Installation in any position
- Cable with mains plug
- Temperature sensor

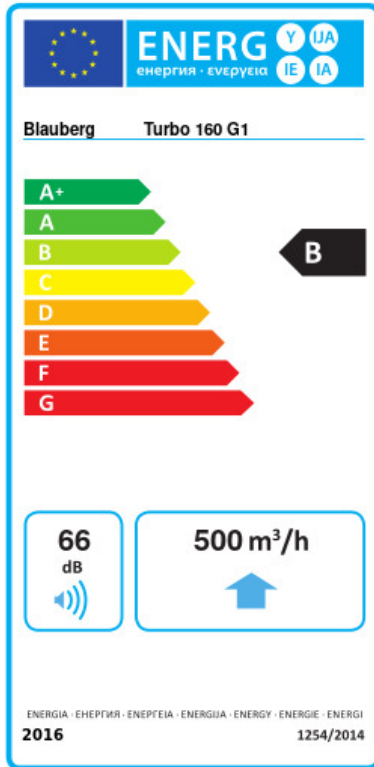
	Unit of measurement	Turbo 160 G1	
Connected air duct size	mm	160	
Speed	-	2	
Minimum supply voltage	V	230	
Maximum supply voltage	V	230	
Power supply frequency	Hz	50/60	
Rated power	W	42	50
Unit current	A	0.19	0.22
Maximum airflow	m <sup>3</sup> /h	415	565
Sound pressure level LpA at 3 m	dB(A)	32	44
Weight	kg	3.25	
Transported air temperature (max)	°C	60	
Ingress protection rating	-	IPX4	
Ingress protection rating of the drive	-	IPX4	

## Dimensions

ØD	ØD1	B	H	L
158	187	220	251	289



## Ecodesign




Trademark	Blaubeerg					
Model	Turbo 160 G1					
Specific energy consumption (SEC) (kWh/(m <sup>2</sup> /a))	Cold		Average		Warm	
	-53.8	A+	-26.7	B	-11.2	E
Type of ventilation unit	Unidirectional					
Type of drive installed	Variable speed					
Type of heat recovery system	None					
Maximum flow rate (m <sup>3</sup> /h)	500					
Electric power input (W)	50					
Reference flow rate (m <sup>3</sup> /s)	0.097					
Reference pressure difference (Pa)	50					
Specific power input (SPI) (W/(m <sup>3</sup> /h))	0.12					
Control typology	Local demand control					
Maximum external leakage rates (%)	2.7					
Declared typology	RVU UVU					
Sound power level (dB(A))	66					
The annual electricity consumption (AEC) (kWh/a)	Cold		Average		Warm	
	64		64		64	
The annual heating saved (AHS) (kWh/a)	Cold		Average		Warm	
	5536		2830		1280	

## Accessories

### Humidity sensors



Name	Photo	Description
<a href="#">IRSE / IRSI 1.5</a>		Sensors
<a href="#">HSE / HSI 1.5</a>		Sensors
<a href="#">TE / TI 1.5</a>		Timers

<a href="#">LSE / LSI 1.5</a>		Sensors
-------------------------------	---	---------


### Speed control switches

Name	Photo	Description
<a href="#">CDP-2/10</a>		Multi-speed switch

### Thyristor speed controllers

Name	Photo	Description
<a href="#">CDT E1.8</a>		Thyristor speed controller
<a href="#">CDT E0.5</a>		Thyristor speed controller

### Temperature controllers

Name	Photo	Description
<a href="#">MLCD E2</a>		Room temperature regulator