

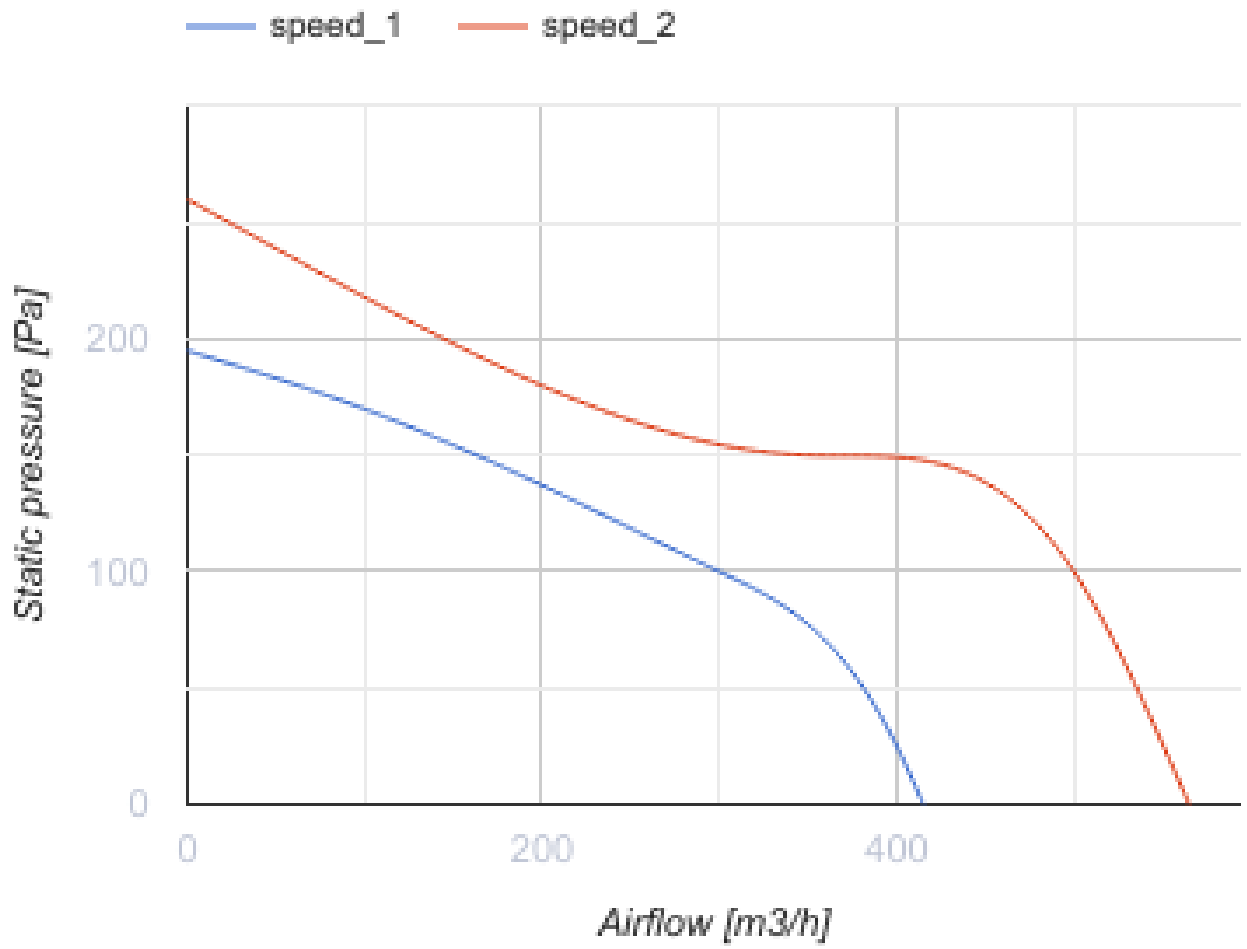


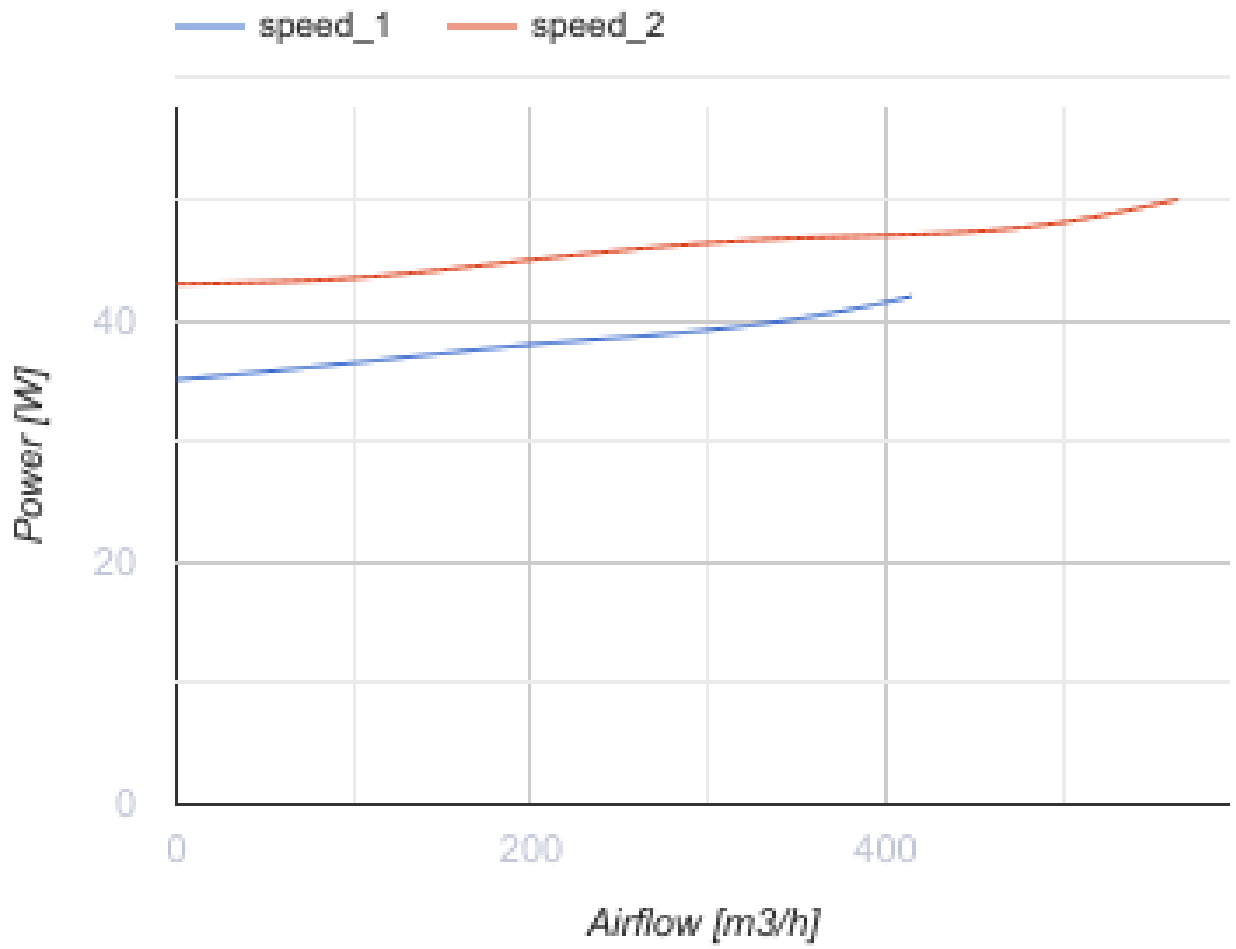
Turbo 150

Inline mixed-flow fans

- Maximum airflow: 565
- Sound pressure level LpA at 3 m: 44
- Motor type: AC
- Impeller type: Mixed
- Casing material: Plastic
- Installation in any position

	Unit of measurement	Turbo 150	
Connected air duct size	mm	150	
Speed	-	2	
Minimum supply voltage	V	230	
Maximum supply voltage	V	230	
Power supply frequency	Hz	50/60	
Rated power	W	42	50
Unit current	A	0.19	0.22
Maximum airflow	m ³ /h	415	565
Sound pressure level LpA at 3 m	dB(A)	32	44
Weight	kg	2.95	
Transported air temperature (max)	°C	60	
Ingress protection rating	-	IPX4	
Ingress protection rating of the drive	-	IPX4	



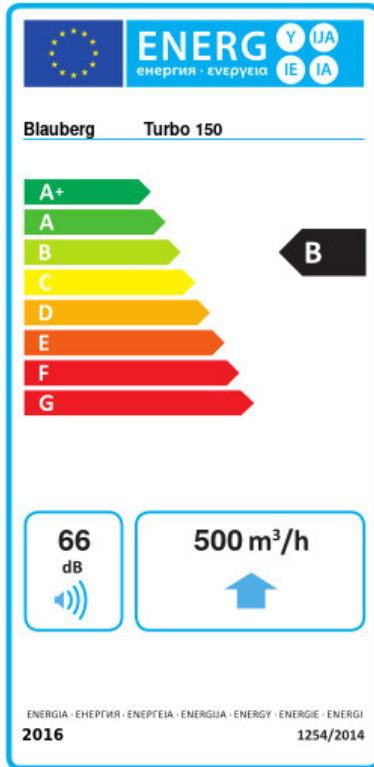


Dimensions

ØD	ØD1	B	H	L
148	187	220	251	289



Ecodesign




Trademark	Blauberg					
Model	Turbo 150					
Specific energy consumption (SEC) (kWh/(m ² /a))	Cold		Average		Warm	
	-53.8	A+	-26.7	B	-11.2	E
Type of ventilation unit	Unidirectional					
Type of drive installed	Variable speed					
Type of heat recovery system	None					
Maximum flow rate (m ³ /h)	500					
Electric power input (W)	50					
Reference flow rate (m ³ /s)	0.097					
Reference pressure difference (Pa)	50					
Specific power input (SPI) (W/(m ³ /h))	0.12					
Control typology	Local demand control					
Maximum external leakage rates (%)	2.7					
Declared typology	RVU UVU					
Sound power level (dB(A))	66					
The annual electricity consumption (AEC) (kWh/a)	Cold		Average		Warm	
	64		64		64	
The annual heating saved (AHS) (kWh/a)	Cold		Average		Warm	
	5536		2830		1280	





Accessories

Other accessories

Name	Photo	Description
IRSE / IRSI 1.5		Sensors
HSE / HSI 1.5		Sensors
TE / TI 1.5		Timers

LSE / LSI 1.5		Sensors
-------------------------------	---	---------

Other accessories

Name	Photo	Description
CDP-2/10		Multi-speed switch
CDT E1.8		Thyristor speed controller
CDT E0.5		Thyristor speed controller
MLCD E2		Room temperature regulator