



# Turbo 100 TUS

Inline mixed-flow fans

- Maximum airflow: 245
- Sound pressure level LpA at 3 m: 32
- Motor type: AC
- Control: Built-in speed controller
- Impeller type: Mixed
- Casing material: Plastic
- Installation in any position
- Timer: Turn off timer

	Unit of measurement	Turbo 100 TUS	
Connected air duct size	mm	100	
Speed	-	2	
Minimum supply voltage	V	230	
Maximum supply voltage	V	230	
Power supply frequency	Hz	50/60	
Rated power	W	23	25
Unit current	A	0.10	0.11
Maximum airflow	m <sup>3</sup> /h	180	245
Sound pressure level LpA at 3 m	dB(A)	27	32
Weight	kg	1.75	
Transported air temperature (max)	°C	60	
Ingress protection rating	-	IPX4	
Ingress protection rating of the drive	-	IPX4	

## Dimensions

ØD	ØD1	B	H	L
97	164	196	241	303






## Ecodesign




Trademark	Blauberg					
Model	Turbo 100 TUS					
Specific energy consumption (SEC) (kWh/(m <sup>2</sup> /a))	Cold		Average		Warm	
	-52.9	A+	-25.9	C	-10.4	E
Type of ventilation unit	Unidirectional					
Type of drive installed	Variable speed					
Type of heat recovery system	None					
Maximum flow rate (m <sup>3</sup> /h)	180					
Electric power input (W)	25					
Reference flow rate (m <sup>3</sup> /s)	0.035					
Reference pressure difference (Pa)	50					
Specific power input (SPI) (W/(m <sup>3</sup> /h))	0.183					
Control typology	Local demand control					
Maximum external leakage rates (%)	2.7					
Declared typology	RVU UVU					
Sound power level (dB(A))	52					
The annual electricity consumption (AEC) (kWh/a)	Cold		Average		Warm	
	97		97		97	
The annual heating saved (AHS) (kWh/a)	Cold		Average		Warm	
	5536		2830		1280	





## Accessories

### Other accessories

Name	Photo	Description
<a href="#">MLCD E2</a>		Room temperature regulator
<a href="#">CDT E0.5</a>		Thyristor speed controller
<a href="#">CDT E1.8</a>		Thyristor speed controller

<a href="#">CDP-2/10</a>		Multi-speed switch
--------------------------	---	--------------------

### Other accessories

Name	Photo	Description
<a href="#">TE / TI 1.5</a>		Timers
<a href="#">HSE / HSI 1.5</a>		Sensors
<a href="#">LSE / LSI 1.5</a>		Sensors
<a href="#">IRSE / IRSI 1.5</a>		Sensors