

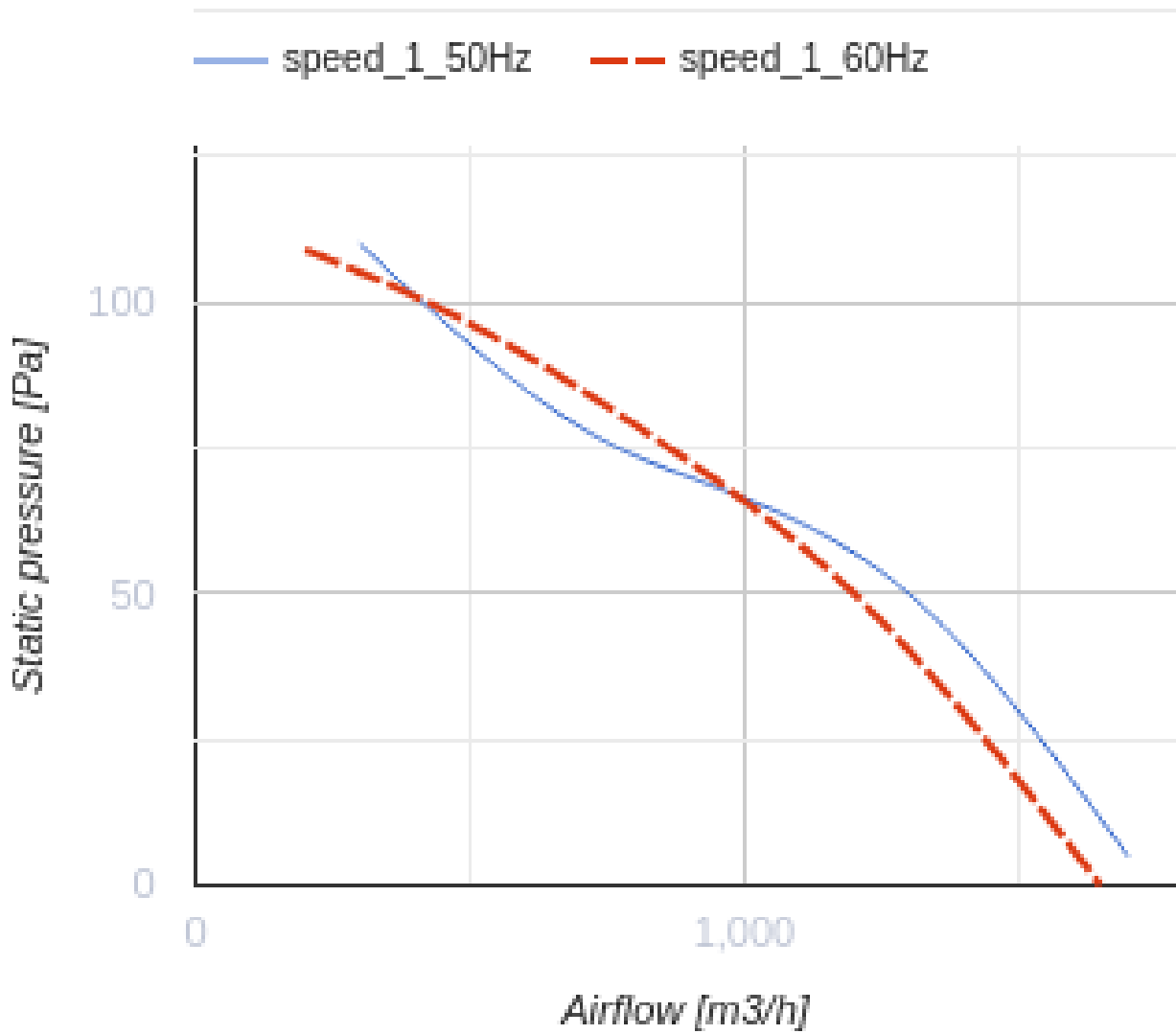


# Tubo-M 315

Inline axial fans

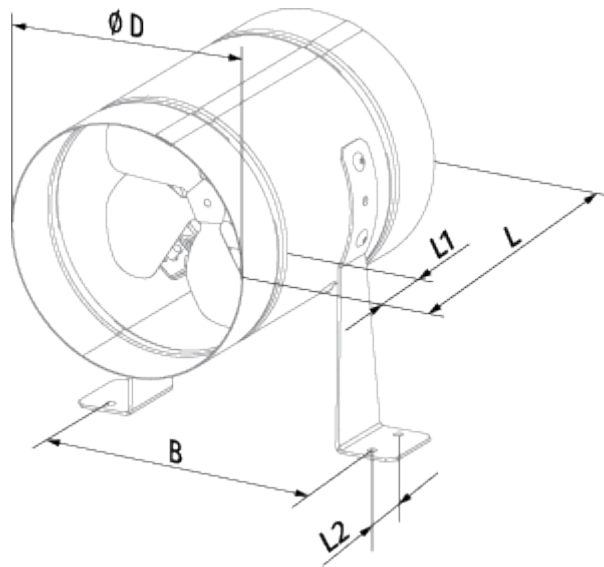
- Maximum airflow: 1700
- Sound pressure level LpA at 3 m: 42
- Motor type: AC
- Impeller type: Axial
- Casing material: Coated steel
- Installation in any position

|  | Unit of measurement | Tubo-M 315 |    |
|--|---------------------|------------|----|
| Connected air duct size                | mm                  | 315        |    |
| Speed                                  | -                   | 2          |    |
| Phases                                 | -                   | 1          |    |
| Minimum supply voltage                 | V                   | 220        |    |
| Maximum supply voltage                 | V                   | 240        |    |
| Power supply frequency                 | Hz                  | 50         | 60 |
| Rated power                            | W                   | 110        |    |
| Unit current                           | A                   | 0.75       |    |
| Maximum airflow                        | m <sup>3</sup> /h   | 1700       |    |
| rotation speed at 50hz                 | -                   | 1300       |    |
| Sound pressure level LpA at 3 m        | dB(A)               | 42         |    |
| Weight                                 | kg                  | 4.84       |    |
| Transported air temperature (max)      | °C                  | 40         |    |
| Transported air temperature (min)      | °C                  | -30        |    |
| Ingress protection rating              | -                   | IPX4       |    |
| Ingress protection rating of the drive | -                   | IP44       |    |




### Dimensions

| ØD  | B   | L   | L1 | L2 |
|-----|-----|-----|----|----|
| 315 | 337 | 278 | 55 | 40 |



## Accessories

### Other accessories

| Name                     | Photo   | Description                |
|--------------------------|---|----------------------------|
| <a href="#">CDT E1.8</a> |  | Thyristor speed controller |