



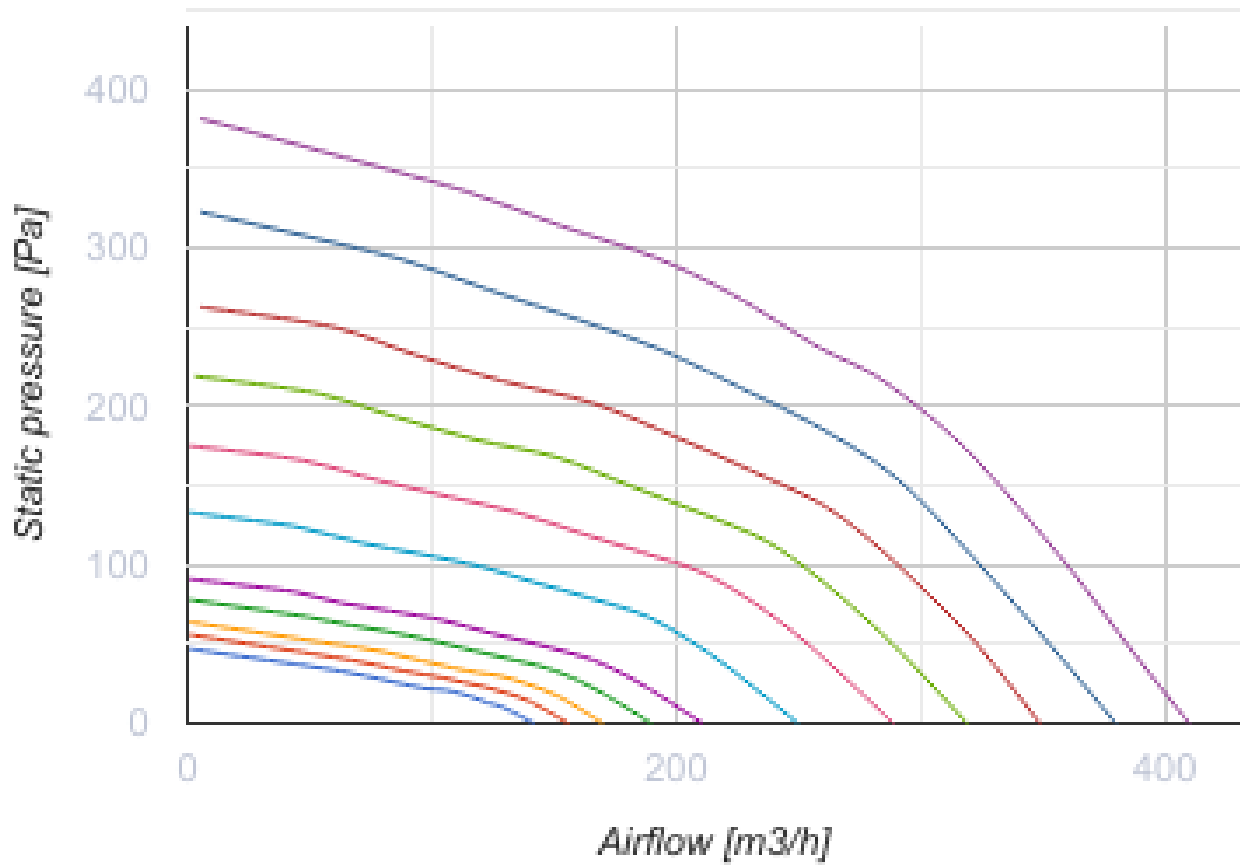
Reneo S 350-E R S14

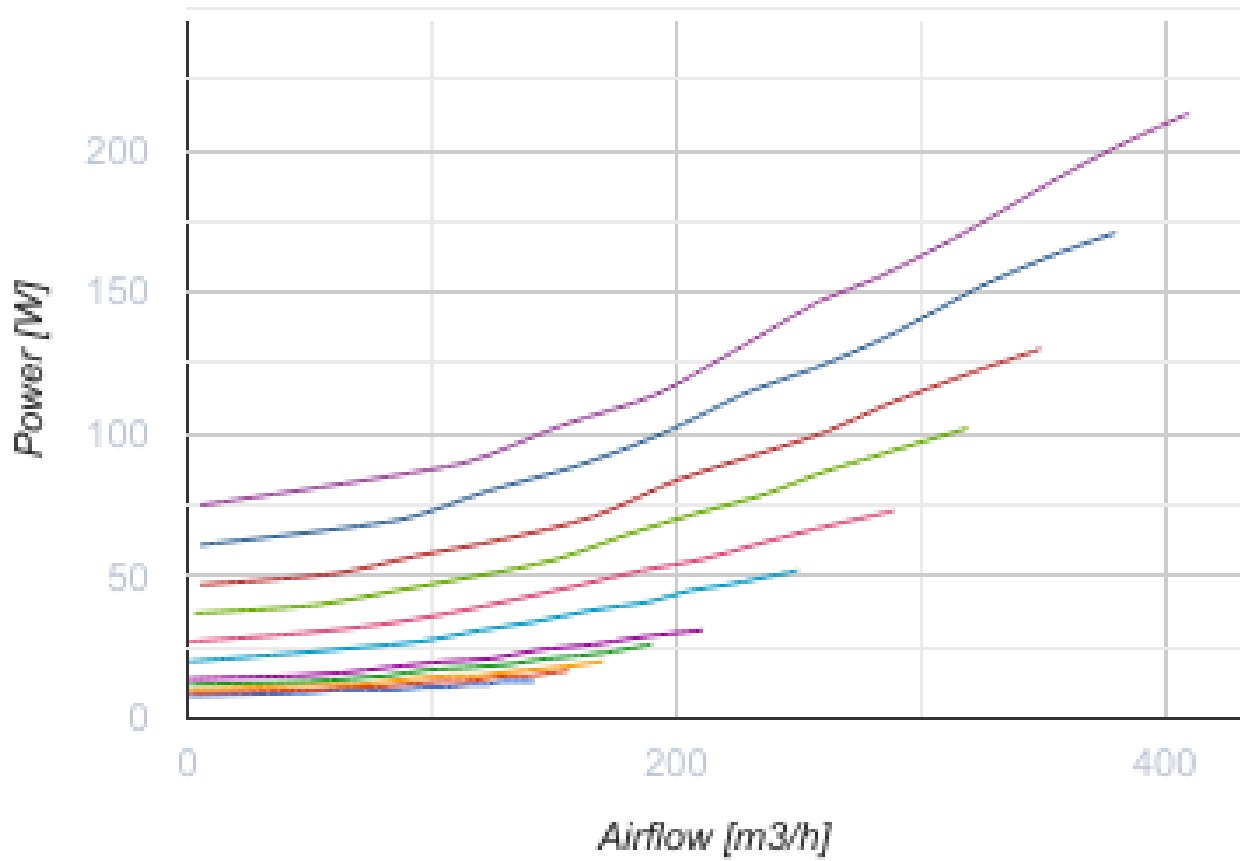
Heat and energy recovery air handling units

- Maximum airflow: 410
- Sound pressure level LpA at 3 m: 26
- Heat exchanger type: Counter flow
- Extract filter: Coarse > 60 %
- Supply filter: Coarse > 60 % (option: ePM1 60 %)
- Sound insulation
- Motor type: EC
- Enthalpy heat exchanger
- Bypass: Auto
- Control: Wired control panel
- Casing material: EPP
- Humidity sensor: Optional
- CO2 sensor: Optional

	Unit of measurement	Reneo S 350-E R S14
Connected air duct size	mm	160
Speed	-	1
Phases	-	1
Minimum supply voltage	V	230
Maximum supply voltage	V	230
Power supply frequency	Hz	50/60
Rated power	W	213
Unit current	A	1.62
Maximum airflow	m ³ /h	410
Sound pressure level LpA at 3 m	dB(A)	26
Heat recovery efficiency, max	%	83
Heat exchanger type	-	Counter flow
Heat exchanger material	-	Enthalpy
Weight	kg	26
Extract filter	-	Coarse > 60 %
Supply filter	-	Coarse > 60 % (option: ePM1 60 %)
Transported air temperature (max)	°C	40
Transported air temperature (min)	°C	-25
Ambient air temperature min	°C	1
Ambient air temperature max	°C	40
Ambient air humidity max	%	60

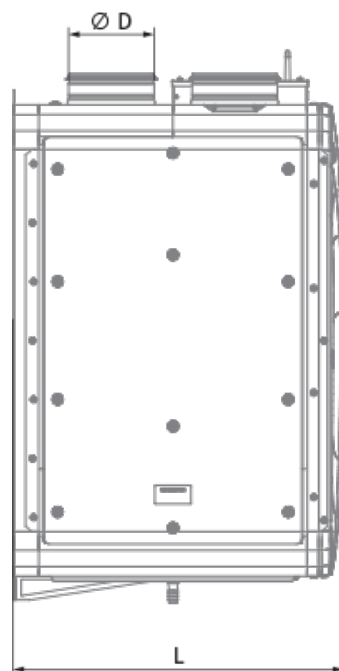
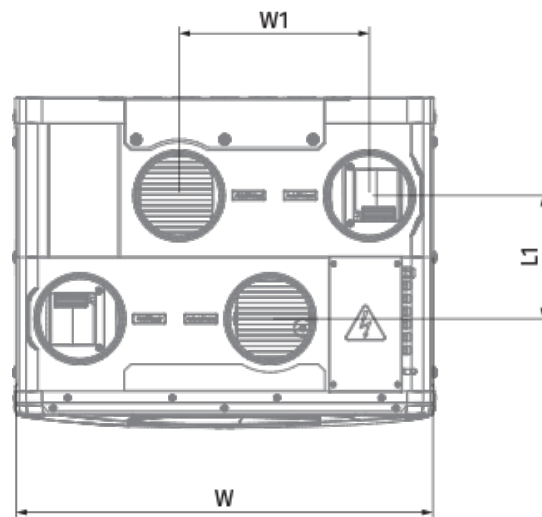
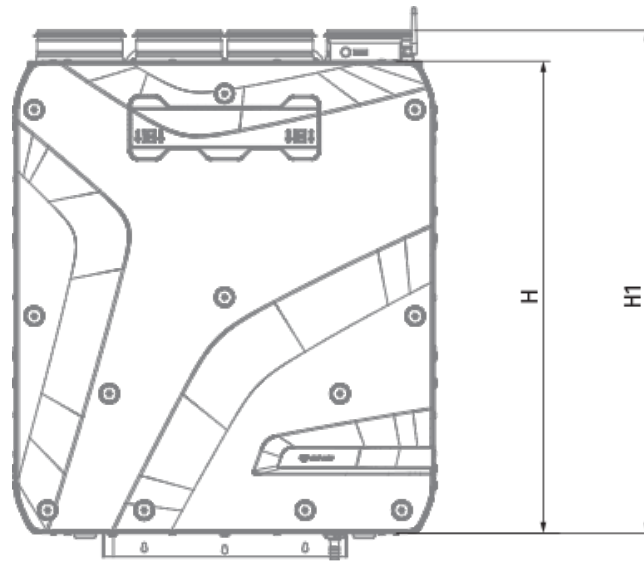
Ingress protection rating	-	IP22
Ingress protection rating of the drive	-	IP44



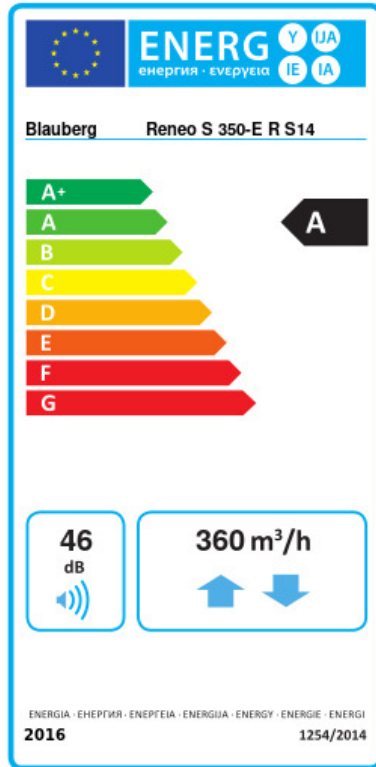


Dimensions

Ø D	H	H1	L	L1	W	W1
160	880	939	616	230	770	355



Ecodesign




Trademark	Blauberg					
Model	Reneo S 350-E R S14					
Specific energy consumption (SEC) (kWh/(m ² /a))	Cold		Average		Warm	
	78.9	A+	41.2	A	16.9	E
Type of ventilation unit	Bidirectional					
Type of drive installed	Variable speed					
Type of heat recovery system	Recuperative					
Thermal efficiency of heat recovery (%)	81					
Maximum flow rate (m ³ /h)	360					
Electric power input (W)	213					
Reference flow rate (m ³ /s)	0.071					
Reference pressure difference (Pa)	50					
Specific power input (SPI) (W/(m ³ /h))	0.26					
Control typology	Local demand control					
Maximum internal leakage rates (%)	2.7					
Maximum external leakage rates (%)	2.7					
Sound power level (dB(A))	46					
Declared typology	RVU BVU					
The annual electricity consumption (AEC) (kWh/a)	Cold		Average		Warm	
	720		183		138	
The annual heating saved (AHS) (kWh/a)	Cold		Average		Warm	
	8817		4507		2038	


Accessories

Other accessories



Name	Photo	Description
FP 496x150x60 Coarse 90% G4		G4 panel filter

FP 496x150x60 ePM1 65% F7		F7 panel filter
---------------------------	---	-----------------




Humidity sensors

Name	Photo	Description
FS2		Humidity sensor


CO2 sensors

Name	Photo	Description
CD-3		
CD-1		CO2 sensors
CD-2		CO2 sensors

For round ducts

Name	Photo	Description
SD 160/600		Silencers for round ducts
SD 160/900		Silencers for round ducts
SD 160/1200		Silencers for round ducts

For round ducts

Name	Photo	Description
VKA 160		Air dampers for round ducts

Electric actuators

Name	Photo	Description
------	-------	-------------

[Belimo TF230](#)



Electric actuators