



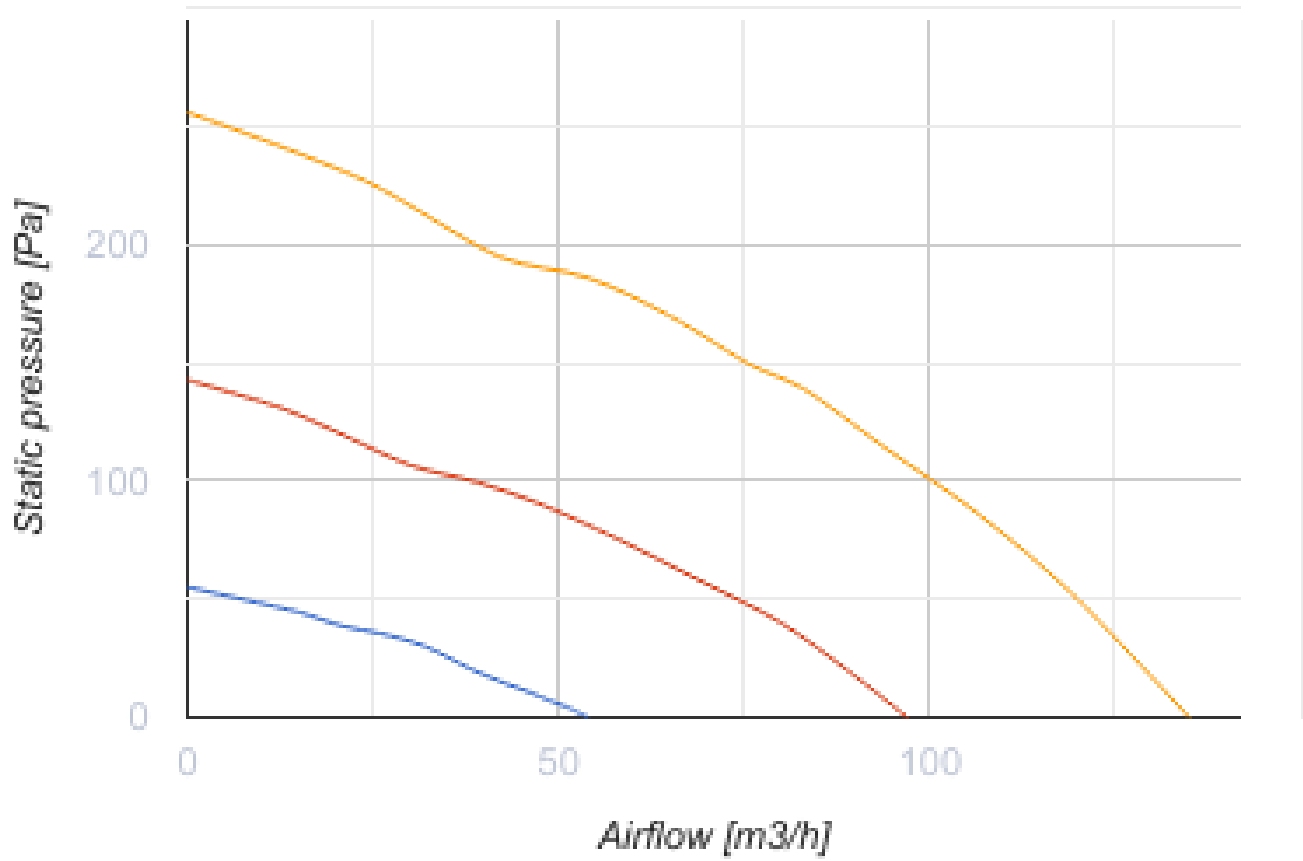
Reneo-Fit D 100-E S14

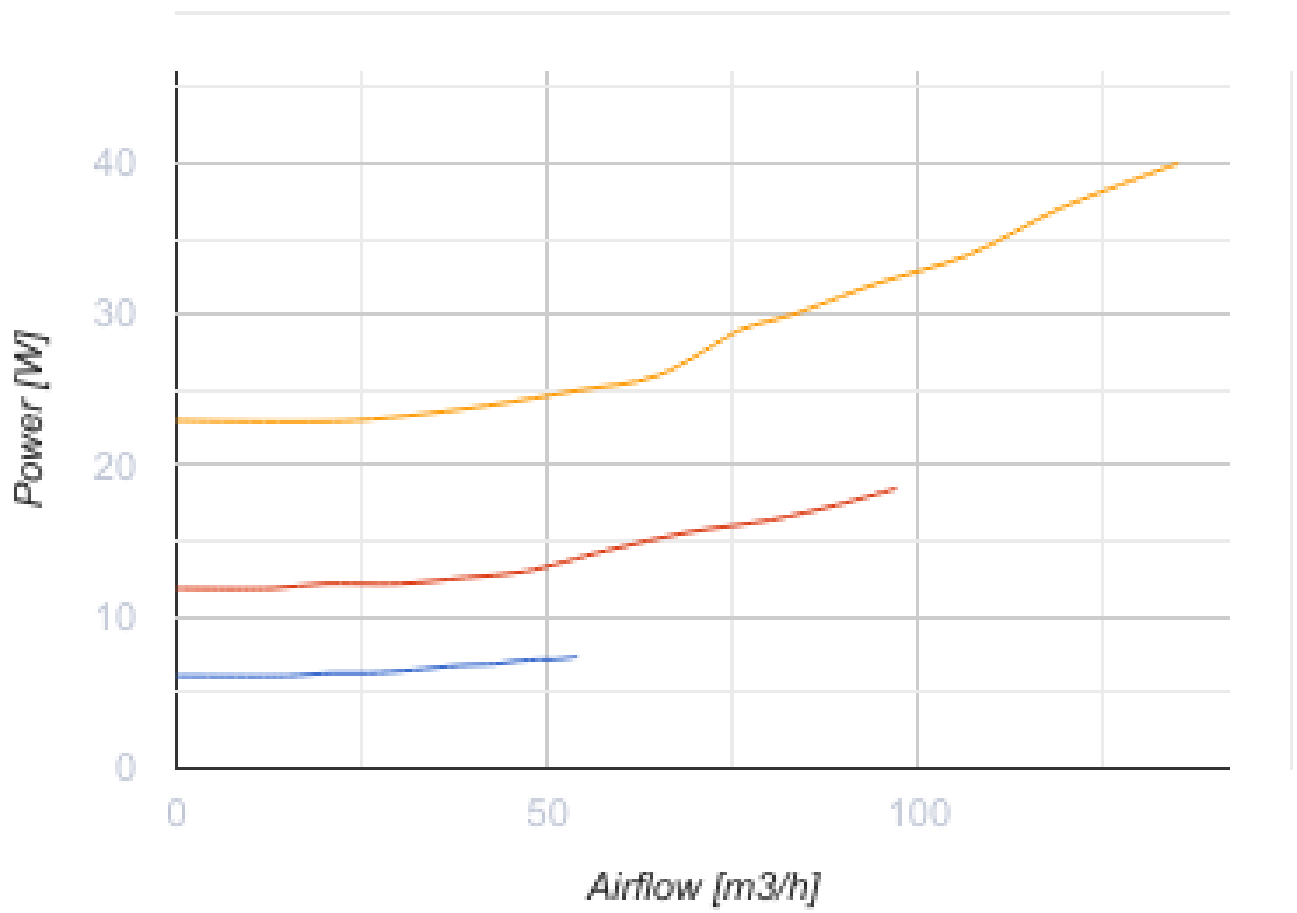
Suspended heat and energy recovery air handling units

- Maximum airflow: 130
- Sound pressure level LpA at 3 m: 32
- Heat exchanger type: Counter flow
- Extract filter: G4 / Coarse > 60 %
- Supply filter: G4 / Coarse > 60 % (option: F7 / ePM1 60 %)
- Sound insulation
- Motor type: EC
- Enthalpy heat exchanger
- Control: Wired control panel
- Casing material: EPP
- Humidity sensor: Optional
- CO2 sensor: Optional

	Unit of measurement	Reneo-Fit D 100-E S14
Connected air duct size	mm	125/100
Speed	-	1
Phases	-	1
Minimum supply voltage	V	230
Maximum supply voltage	V	230
Power supply frequency	Hz	50/60
Rated power	W	45
Unit current	A	0.34
Maximum airflow	m ³ /h	130
Sound pressure level LpA at 3 m	dB(A)	32
Heat recovery efficiency, max	%	88
Heat exchanger type	-	Counter flow
Heat exchanger material	-	Enthalpy
Weight	kg	8
Extract filter	-	G4 / Coarse > 60 %
Supply filter	-	G4 / Coarse > 60 % (option: F7 / ePM1 60 %)
Transported air temperature (max)	°C	40
Transported air temperature (min)	°C	-23
Ambient air temperature min	°C	1
Ambient air temperature max	°C	40
Ambient air humidity max	%	60

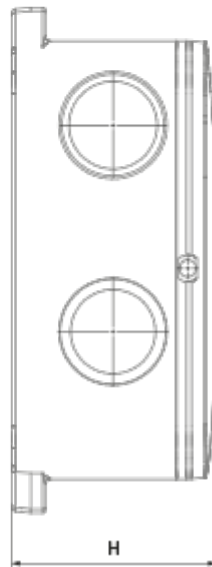
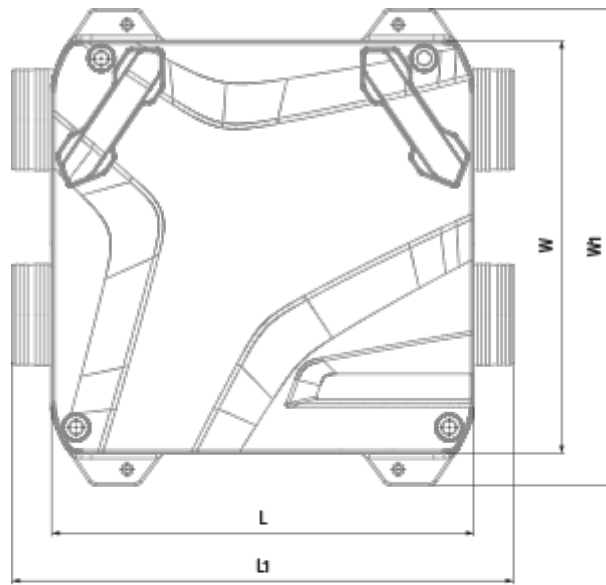
Ingress protection rating	-	IP22
Ingress protection rating of the drive	-	IP44



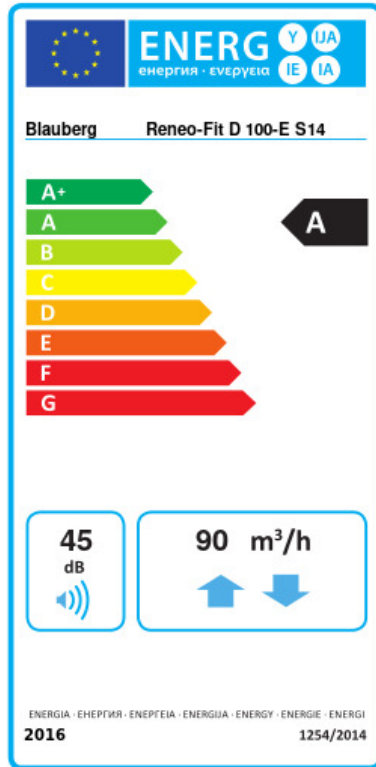


Dimensions

H	L	L1	W	W1
242	530	630	520	600



Ecodesign




Trademark	Blauberg		
Model	Reneo-Fit D 100-E S14		
Specific energy consumption (SEC) (kWh/(m ² /a))	Cold	Average	Warm
	78.6	A+	41.1
Type of ventilation unit	Bidirectional		
Type of drive installed	Variable speed		
Type of heat recovery system	Recuperative		
Thermal efficiency of heat recovery (%)	80		
Maximum flow rate (m ³ /h)	90		
Electric power input (W)	37		
Reference flow rate (m ³ /s)	0.018		
Reference pressure difference (Pa)	50		
Specific power input (SPI) (W/(m ³ /h))	0.254		
Control typology	Local demand control		
Maximum internal leakage rates (%)	2.8		
Maximum external leakage rates (%)	3		
Sound power level (dB(A))	45		
Declared typology	RVU BVU		
The annual electricity consumption (AEC) (kWh/a)	Cold	Average	Warm
	716.4	179.4	134.4
The annual heating saved (AHS) (kWh/a)	Cold	Average	Warm
	8776	4486	2029


Accessories

Other accessories



Name	Photo	Description
FP 176x150x22 G4		G4 panel filter

FP 176x150x22 F7		F7 panel filter
------------------	-----------------------------------------------------------------------------------	-----------------


Humidity sensors

Name	Photo	Description
FS2		Humidity sensor


CO2 sensors

Name	Photo	Description
CD-1		CO2 sensors
CD-2		CO2 sensors

Condensation drainage

Name	Photo	Description
SFK 20x32		Hydraulic syphon for condensate drainage

For round ducts

Name	Photo	Description
VKA 125		Air dampers for round ducts

Electric actuators

Name	Photo	Description
Belimo TF230		Electric actuators