



## Moon 100

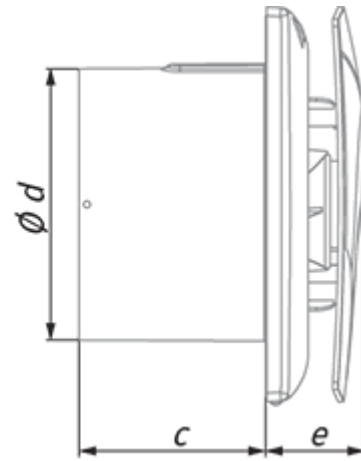
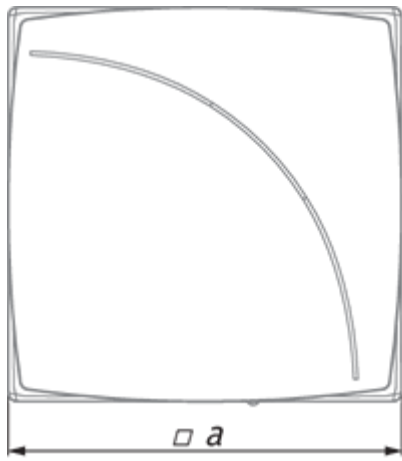
Axial extract fan equipped with a decorative front panel, high air flow and low energy consumption

- Maximum airflow: 85
- Sound pressure level LpA at 3 m: 27
- Casing material: Plastic
- Backdraft protection: Backdraft damper

|                                 | Unit of measurement | Moon 100 |
|---------------------------------|---------------------|----------|
| Connected air duct size         | mm                  | 100      |
| Speed                           | -                   | 1        |
| Minimum supply voltage          | V                   | 220      |
| Maximum supply voltage          | V                   | 240      |
| Power supply frequency          | Hz                  | 50       |
| Rated power                     | W                   | 8        |
| Unit current                    | A                   | 0.05     |
| Maximum airflow                 | m <sup>3</sup> /h   | 85       |
| Sound pressure level LpA at 3 m | dB(A)               | 27       |
| Weight                          | kg                  | 0.51     |
| Ambient air temperature min     | °C                  | 1        |
| Ambient air temperature max     | °C                  | 40       |
| Ingress protection rating       | -                   | IP44     |

### Dimensions

| a   | c  | Ø d | e  |
|-----|----|-----|----|
| 180 | 79 | 99  | 38 |




## Ecodesign



|   |                |   |         |   |      |   |
|---|----------------|---|---------|---|------|---|
| Trademark   | Blauberg       |   |         |   |      |   |
| Model   | Moon 100       |   |         |   |      |   |
| Specific energy consumption (SEC) (kWh/(m <sup>2</sup> /a)) | Cold           |   | Average |   | Warm |   |
|   | -30.6          | B | -14.2   | E | -4.8 | F |
| Type of ventilation unit                                    | Unidirectional |   |         |   |      |   |
| Type of drive installed                                     | Single speed   |   |         |   |      |   |
| Type of heat recovery system                                | None           |   |         |   |      |   |
| Maximum flow rate (m <sup>3</sup> /h)                       | 85             |   |         |   |      |   |
| Electric power input (W)                                    | 8              |   |         |   |      |   |
| Reference flow rate (m <sup>3</sup> /s)                     | 0.017          |   |         |   |      |   |
| Specific power input (SPI) (W/(m <sup>3</sup> /h))          | 0.094          |   |         |   |      |   |
| Control typology  | Manual control |   |         |   |      |   |
| Maximum external leakage rates (%)                          | 2.7            |   |         |   |      |   |
| Declared typology   | RVU UVU        |   |         |   |      |   |
| Sound power level (dB(A))                                   | 47             |   |         |   |      |   |
| The annual electricity consumption (AEC) (kWh/a)            | Cold           |   | Average |   | Warm |   |
|   | 118            |   | 118     |   | 118  |   |
| The annual heating saved (AHS) (kWh/a)                      | Cold           |   | Average |   | Warm |   |
|   | 3355           |   | 1715    |   | 776  |   |

## Accessories

### Other accessories

| Name                     | Photo   | Description                |
|--------------------------|---|----------------------------|
| <a href="#">CDT E1.8</a> |  | Thyristor speed controller |