

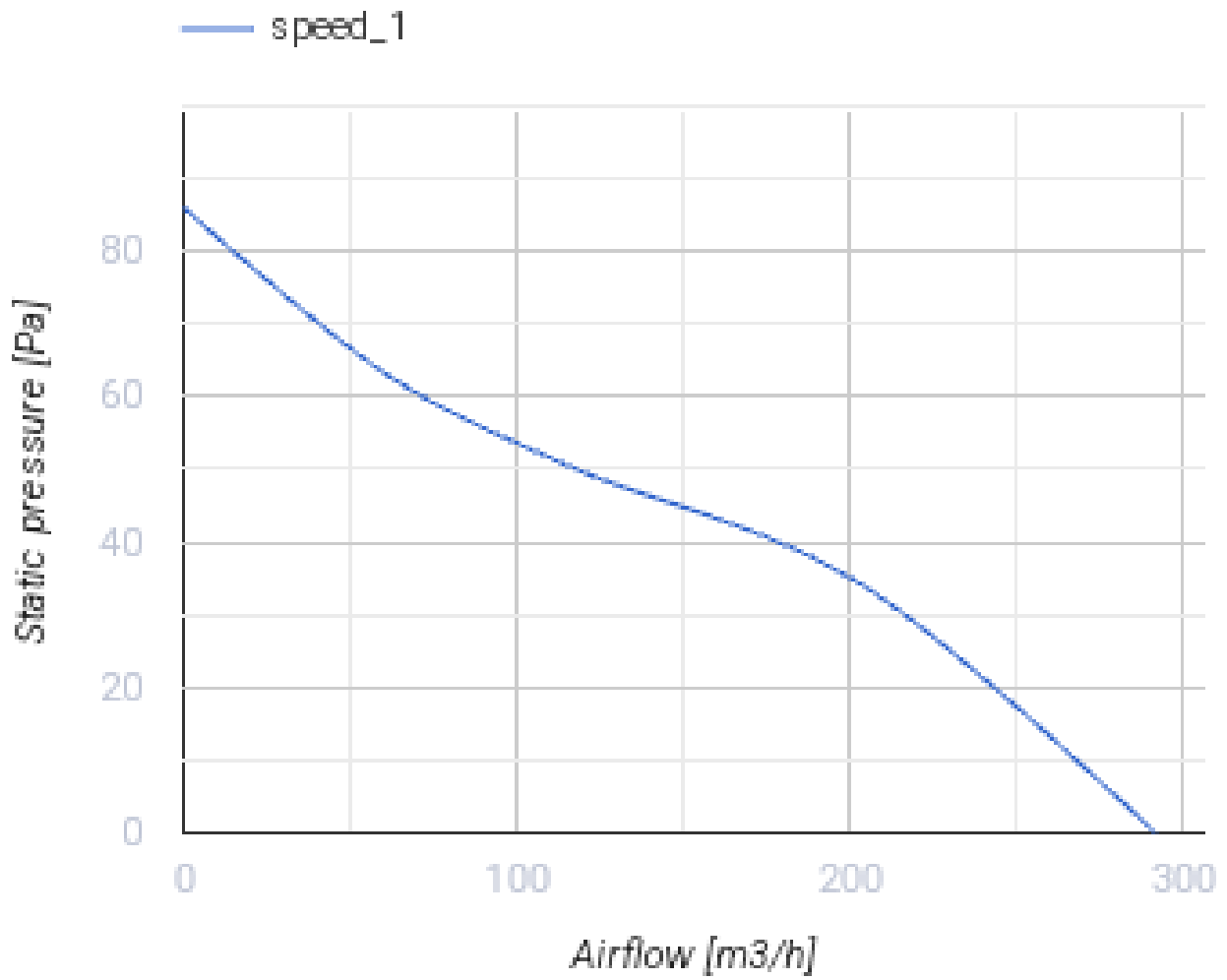


## Line 150 T

Extract fans

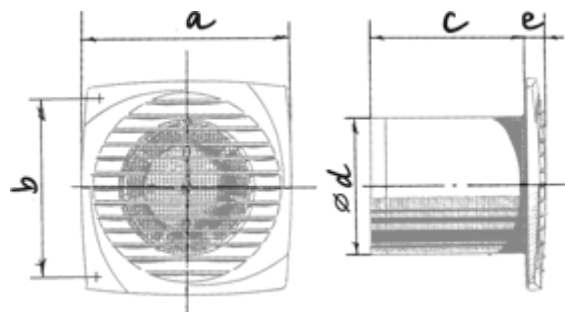
- Maximum airflow: 292
- Sound pressure level LpA at 3 m: 38
- Motor type: AC
- Casing material: Plastic
- Humidity sensor
- Timer: Turn off timer

	Unit of measurement	Line 150 T
Connected air duct size	mm	150
Speed	-	1
Minimum supply voltage	V	220
Maximum supply voltage	V	240
Power supply frequency	Hz	50
Rated power	W	24
Unit current	A	0.13
Maximum airflow	m <sup>3</sup> /h	292
Sound pressure level LpA at 3 m	dB(A)	38
Weight	kg	0.92
Ambient air temperature min	°C	1
Ambient air temperature max	°C	40
Ingress protection rating	-	IP34

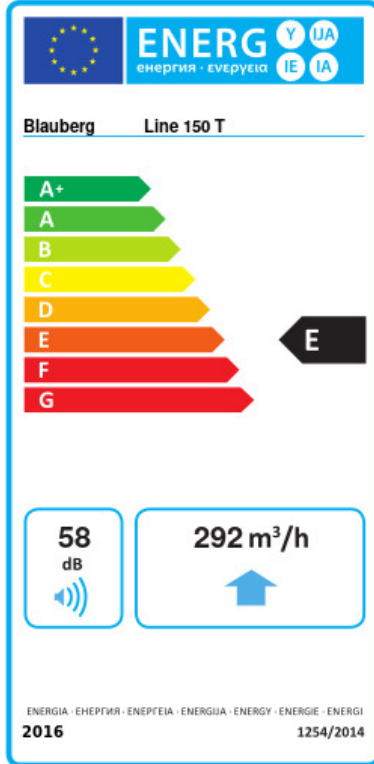


### Dimensions

a	b	c	∅ d	e
205	165	132	150	13



## Ecodesign



Trademark	Blaubeerg					
Model	Line 150 T					
Specific energy consumption (SEC) (kWh/(m <sup>2</sup> /a))	Cold	Average	Warm			
	-35.1	A	-17.2	E	-6.9	F
Type of ventilation unit	Unidirectional					
Type of drive installed	Multi-speed					
Type of heat recovery system	None					
Maximum flow rate (m <sup>3</sup> /h)	292					
Electric power input (W)	24					
Reference flow rate (m <sup>3</sup> /s)	0.057					
Specific power input (SPI) (W/(m <sup>3</sup> /h))	0.053					
Control typology	Clock control					
Maximum external leakage rates (%)	2.7					
Declared typology	RVU UVU					
Sound power level (dB(A))	58					
The annual electricity consumption (AEC) (kWh/a)	Cold	Average	Warm			
	61	61	61			
The annual heating saved (AHS) (kWh/a)	Cold	Average	Warm			
	3667	1874	848			