

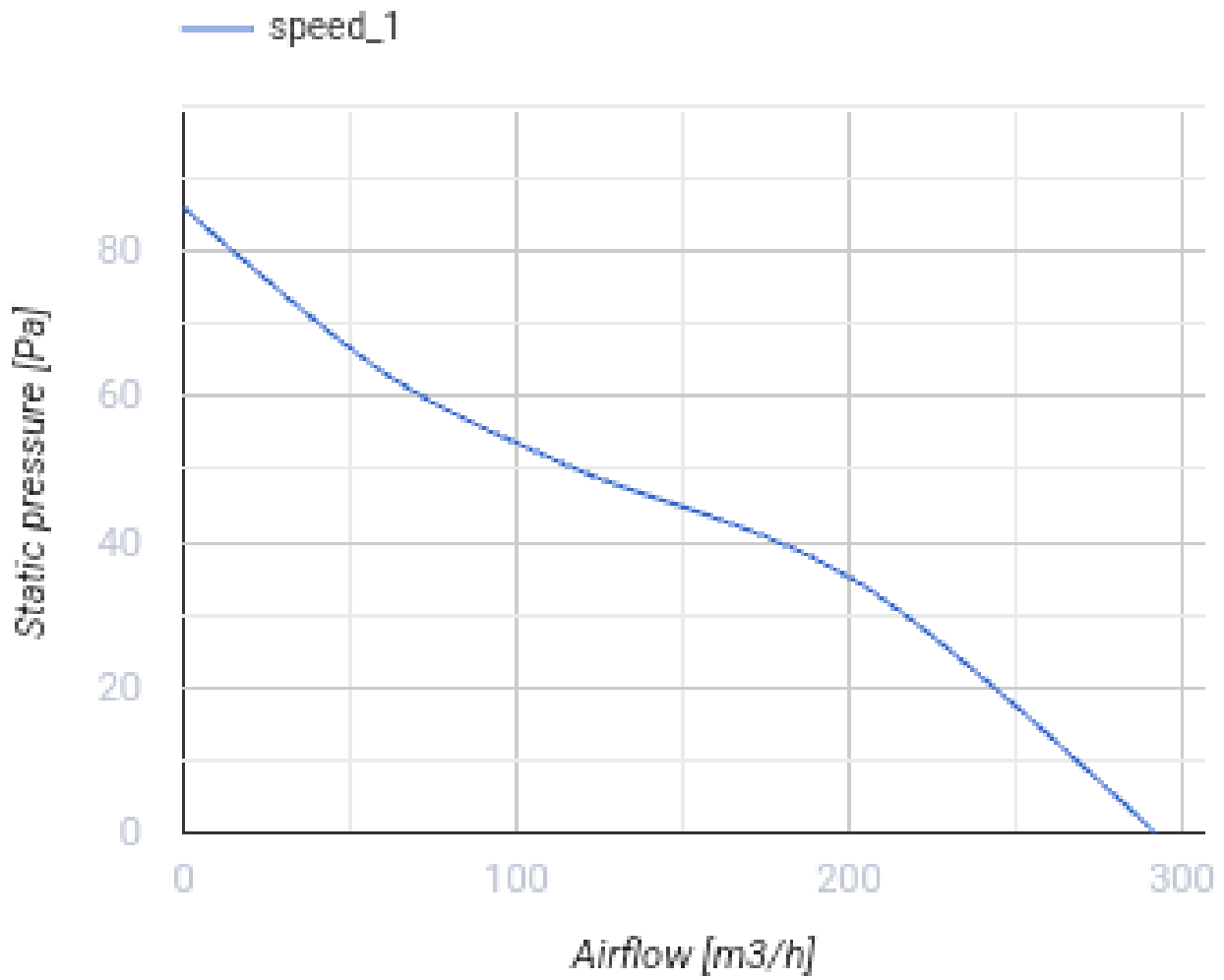


Line 150 S

Extract fans

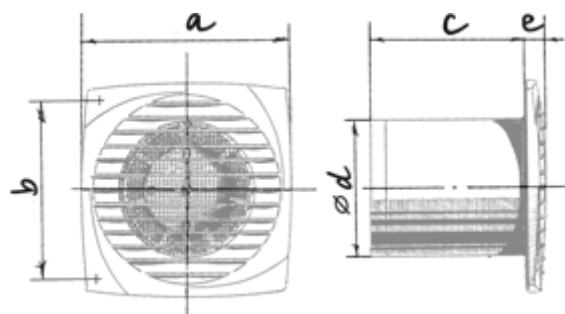
- Maximum airflow: 292
- Sound pressure level LpA at 3 m: 38
- Motor type: AC
- Casing material: Plastic
- Pull cord
- Humidity sensor
- Timer: Turn off timer

	Unit of measurement	Line 150 S
Connected air duct size	mm	150
Speed	-	1
Minimum supply voltage	V	220
Maximum supply voltage	V	240
Power supply frequency	Hz	50
Rated power	W	24
Unit current	A	0.13
Maximum airflow	m ³ /h	292
Sound pressure level LpA at 3 m	dB(A)	38
Weight	kg	0.92
Ambient air temperature min	°C	1
Ambient air temperature max	°C	40
Ingress protection rating	-	IP34

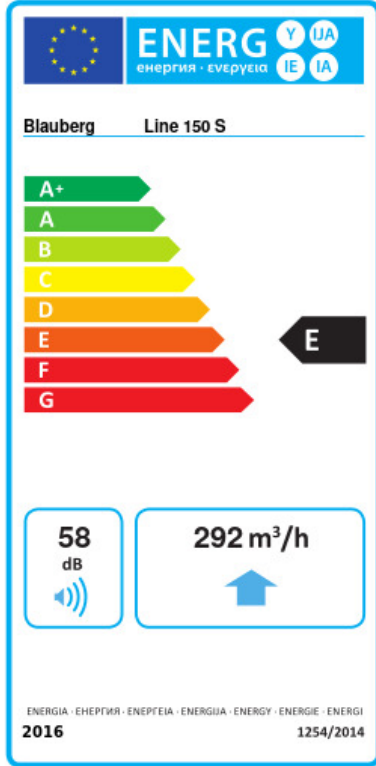


Dimensions

a	b	c	∅ d	e
205	165	132	150	13



Ecodesign



Trademark	Blauberg					
Model	Line 150 S					
Specific energy consumption (SEC) (kWh/(m ² /a))	Cold		Average		Warm	
	31	B	14.6	E	5.2	F
Type of ventilation unit	Unidirectional					
Type of drive installed	Single speed					
Type of heat recovery system	None					
Maximum flow rate (m ³ /h)	292					
Electric power input (W)	24					
Reference flow rate (m ³ /s)	0.057					
Specific power input (SPI) (W/(m ³ /h))	0.082					
Control typology	Manual control					
Maximum external leakage rates (%)	2.7					
Sound power level (dB(A))	58					
Declared typology	RVU UVU					
The annual electricity consumption (AEC) (kWh/a)	Cold		Average		Warm	
	103		103		103	
The annual heating saved (AHS) (kWh/a)	Cold		Average		Warm	
	3355		1715		776	