



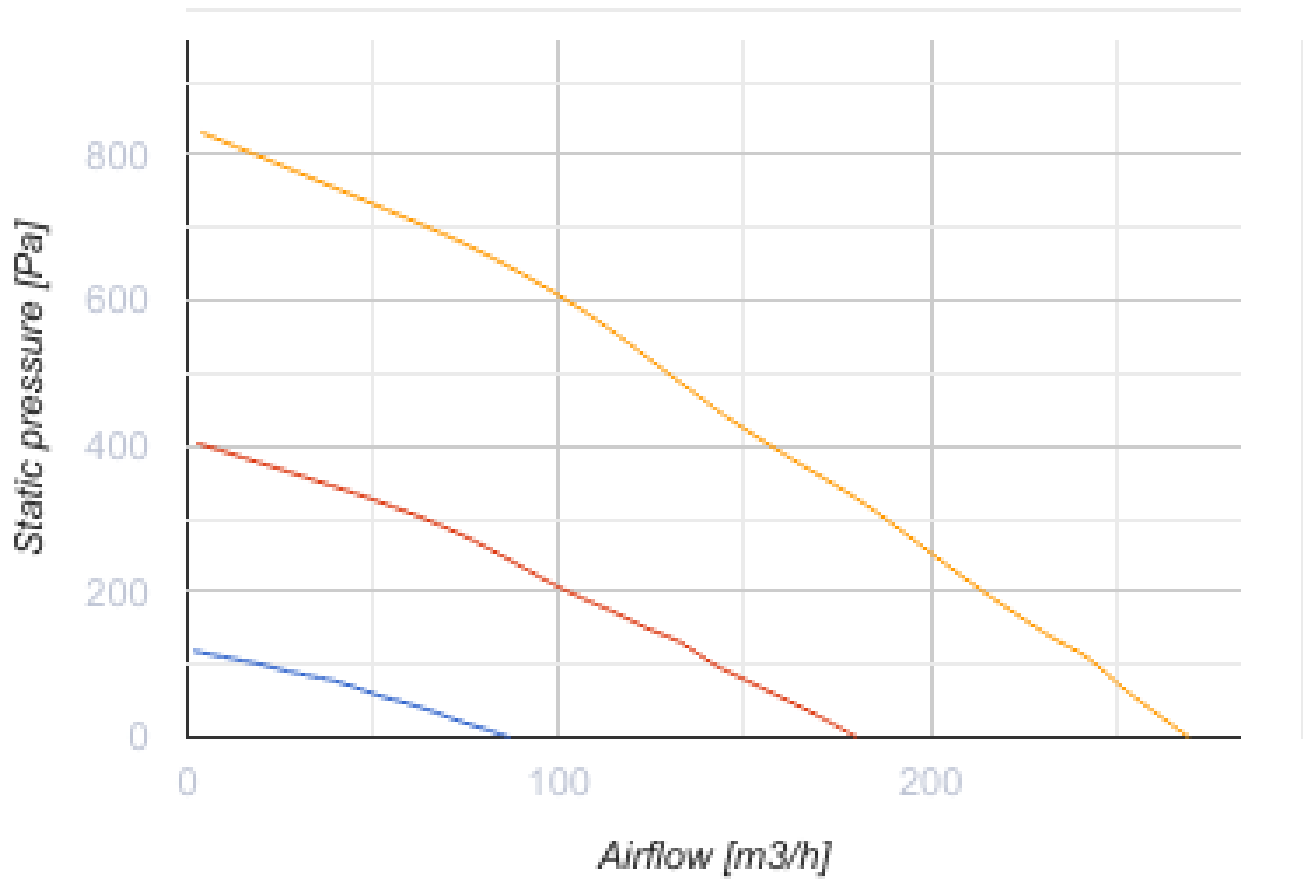
KOMFORT Roto EC SK 200 R S21

Air handling units with rotary heat exchanger

- Maximum airflow: 270
- Sound pressure level LpA at 3 m: 33
- Heat exchanger type: Rotary
- Extract filter: G4
- Supply filter: G4 (F7 optional), G4 (опция: F7)
- Sound insulation
- Motor type: EC
- Bypass: Auto
- BMS protocol: ModBus
- Control: Smartphone
- Casing material: Steel
- Humidity sensor: Optional
- CO2 sensor: Optional
- VOC sensor: Optional
- PM2.5 sensor: Optional

	Unit of measurement	KOMFORT Roto EC SK 200 R S21
Connected air duct size	mm	125
Speed	-	1
Phases	-	1
Minimum supply voltage	V	230
Maximum supply voltage	V	230
Power supply frequency	Hz	50
Rated power	W	171
Unit current	A	1.31
Maximum airflow	m ³ /h	270
Sound pressure level LpA at 3 m	dB(A)	33
Heat recovery efficiency, max	%	93
Heat exchanger type	-	Rotary
Heat exchanger material	-	Aluminum
Weight	kg	52
Extract filter	-	G4
Supply filter	-	G4 (F7 optional), G4 (опция: F7)
Transported air temperature (max)	°C	40
Transported air temperature (min)	°C	-25
Ambient air temperature min	°C	1
Ambient air temperature max	°C	40
Ambient air humidity max	%	60

Ingress protection rating	-	IP22
Ingress protection rating of the drive	-	IP44

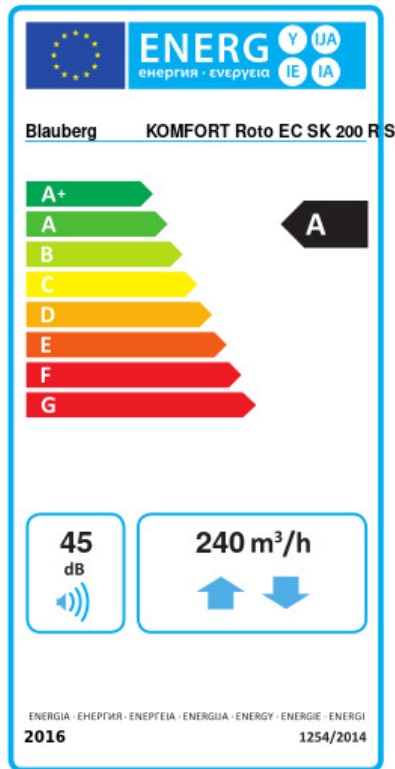


Dimensions

H	W	W1	W2	L	L1
746	596	408	173	326	338



Ecodesign



Trademark	Blauberg					
Model	KOMFORT Roto EC SK 200 R S21					
Specific energy consumption (SEC) (kWh/(m ² /a))	Cold		Average		Warm	
	85.6	A+	41.1	A	15.6	E
Type of ventilation unit	Bidirectional					
Type of drive installed	Variable speed					
Type of heat recovery system	Regenerative					
Thermal efficiency of heat recovery (%)	88					
Maximum flow rate (m ³ /h)	240					
Electric power input (W)	170					
Reference flow rate (m ³ /s)	0.047					
Reference pressure difference (Pa)	50					
Specific power input (SPI) (W/(m ³ /h))	0.411					
Control typology	Local demand control					
Maximum internal leakage rates (%)	3.3					
Maximum external leakage rates (%)	2.7					
Sound power level (dB(A))	45					
Declared typology	RVU BVU					
The annual electricity consumption (AEC) (kWh/a)	Cold		Average		Warm	
	217		869		217	
The annual heating saved (AHS) (kWh/a)	Cold		Average		Warm	
	9100		4652		2104	


Accessories

Control Panels




Name	Photo	Description
S25		LCD control panel
S22		Control panels

S22 Wi-Fi		Control panels
---------------------------	---	----------------


CO2 sensors

Name	Photo	Description
CD-1		CO2 sensors

For round ducts

Name	Photo	Description
SD 125/600		Silencers for round ducts
SD 125/900		Silencers for round ducts
SD 125/1200		Silencers for round ducts

For round ducts

Name	Photo	Description
VKA 125		Air dampers for round ducts