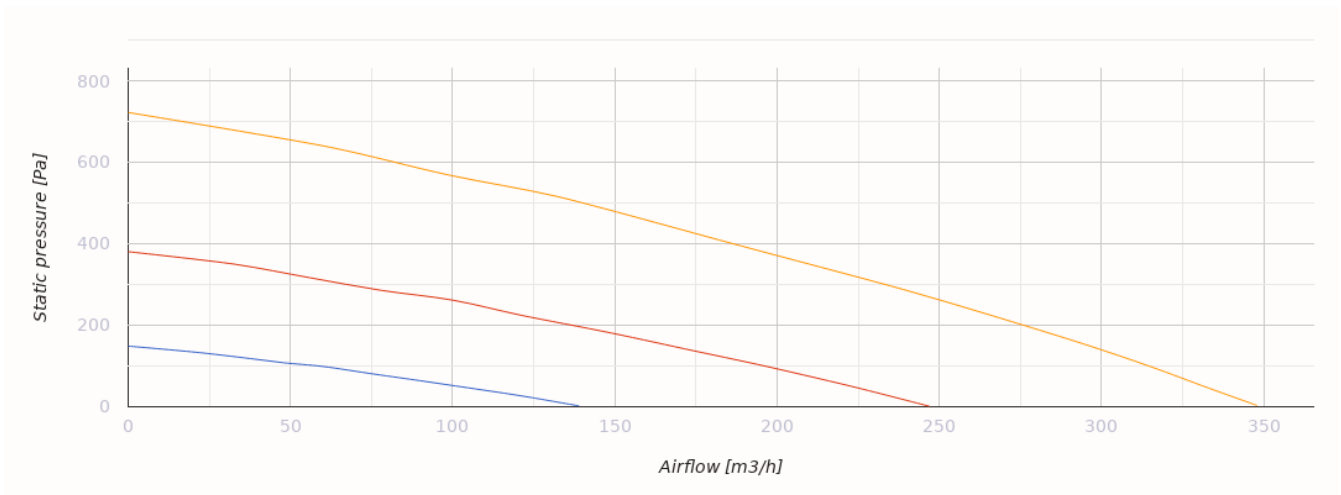


# KOMFORT Roto EC D 251-E R S21

Air handling units with rotary heat exchanger

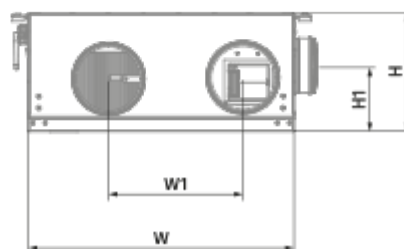
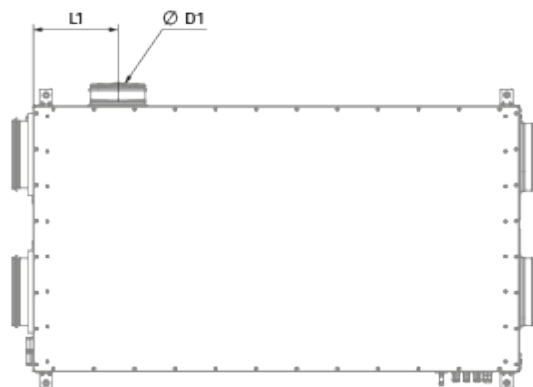
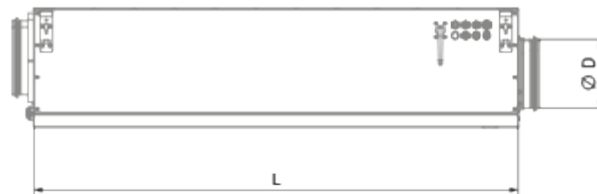
- Sound pressure level LpA at 3 m: 23
- Heat exchanger type: Sorption rotary
- Extract filter: G4 / Coarse > 60%
- Supply filter: G4 / Coarse > 60% (option F7 / ePM1 60%)
- Sound-insulated casing
- Enthalpy heat exchanger
- Bypass: Auto
- BMS protocol: ModBus
- Control: Smartphone
- Casing material: Coated steel
- CO2 sensor: Optional
- PM2.5 sensor: Optional

	Unit of measurement	KOMFORT Roto EC D 251-E R S21
Phases	-	1
Minimum supply voltage	V	230
Maximum supply voltage	V	230
Power supply frequency	Hz	50/60
Rated power	W	183
Unit current	A	1.4
Maximum airflow	m <sup>3</sup> /h	348
Sound pressure level LpA at 3 m	dB(A)	23
Heat recovery efficiency, max	%	82
Heat exchanger type	-	Sorption rotary
Weight	kg	62
Extract filter	-	G4 / Coarse > 60%
Supply filter	-	G4 / Coarse > 60% (option F7 / ePM1 60%)
Transported air temperature (max)	°C	40
Transported air temperature (min)	°C	-25
Ambient air temperature min	°C	1
Ambient air temperature max	°C	40
Ambient air humidity max	%	60
Ingress protection rating	-	IP22
Ingress protection rating of the drive	-	IP44



## Dimensions

H	W	L	H1	W1	L1	D	D1
280	630	1150	155	319	200	160	125





## Ecodesign

Trademark	Blauberg					
Model	KOMFORT Roto EC D 251-E R S21					
Specific energy consumption (SEC) (kWh/(m <sup>2</sup> /a))	Cold		Average		Warm	
	-84.5	A+	-41.2	A	-16.4	E
Type of ventilation unit	Bidirectional					
Type of drive installed	Variable speed					
Type of heat recovery system	Regenerative					
Thermal efficiency of heat recovery (%)	82					
Maximum flow rate (m <sup>3</sup> /h)	314					
Electric power input (W)	178					
Reference flow rate (m <sup>3</sup> /s)	0.062					
Reference pressure difference (Pa)	50					
Specific power input (SPI) (W/(m <sup>3</sup> /h))	0.311					
Control typology	Local demand control					
Maximum internal leakage rates (%)	2.7					
Maximum external leakage rates (%)	2.7					
Sound power level (dB(A))	44					
The annual electricity consumption (AEC) (kWh/a)	Cold	Average		Warm		
	164	164		164		
The annual heating saved (AHS) (kWh/a)	Cold	Average		Warm		
	8857	4528		2047		

## Accessories

### For round ducts




Name	Photo	Description
<a href="#">SD 160/600</a>		Silencers for round ducts
<a href="#">SD 160/900</a>		Silencers for round ducts

<a href="#">SD 160/1200</a>		Silencers for round ducts
-----------------------------	---	---------------------------



### For round ducts

Name	Photo	Description
<a href="#">VKA 160</a>		Air dampers for round ducts

### Control Panels

Name	Photo	Description
<a href="#">S25</a>		LCD control panel
<a href="#">S22</a>		Control panels
<a href="#">S22 Wi-Fi</a>		Control panels


### CO2 sensors

Name	Photo	Description
<a href="#">CD-1</a>		CO2 sensors
<a href="#">CD-3</a>		Carbon dioxide sensor

### Humidity sensors

Name	Photo	Description
<a href="#">FS2</a>		Humidity sensor

### Other accessories

Name	Photo	Description
FP 266x222x48 ePM1 60% F7		F7 panel filter

FP 266x222x48 Coarse 90% G4



G4 panel filter