



# KOMFORT L 600

Heat recovery air handling units

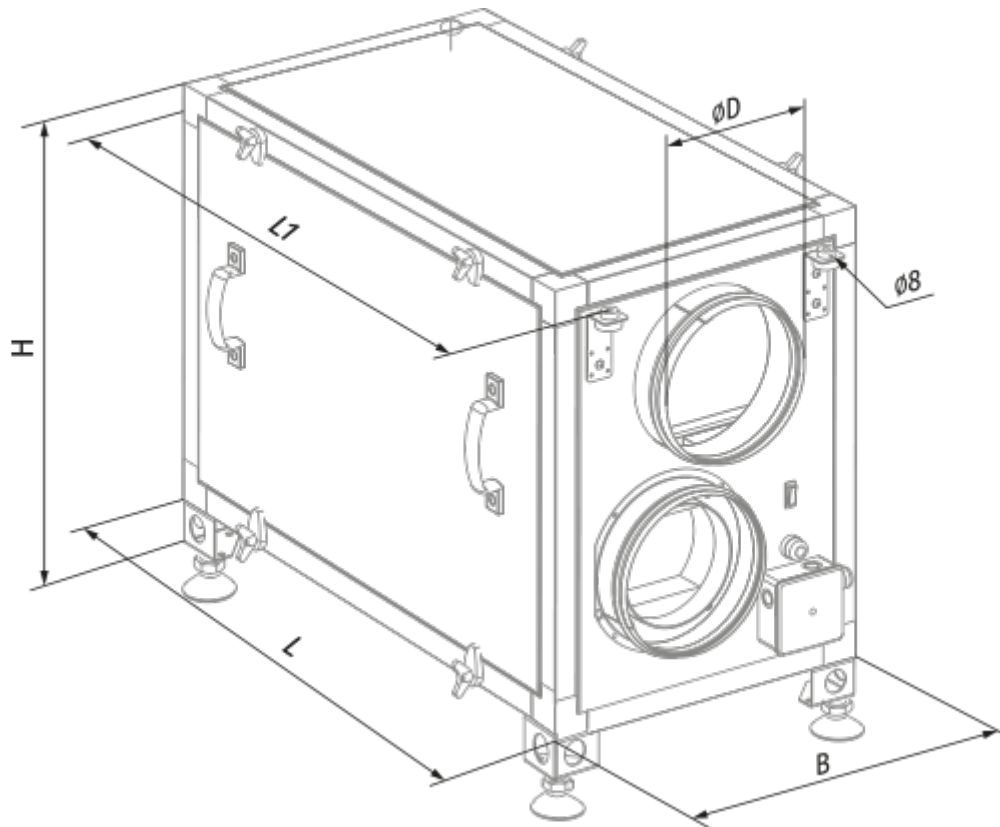
- Maximum airflow: 600
- Sound pressure level LpA at 3 m: 32-48
- Heat exchanger type: Cross flow
- Extract filter: G4
- Supply filter: G4
- Sound insulation
- Motor type: AC
- Control: Speed switch
- Casing material: Aluzinc steel

	Unit of measurement	KOMFORT L 600
Connected air duct size	mm	200
Speed	-	1
Phases	-	1
Minimum supply voltage	V	230
Maximum supply voltage	V	230
Power supply frequency	Hz	50/60
Rated power	W	390
Unit current	A	1.72
Maximum airflow	m <sup>3</sup> /h	600
Sound pressure level LpA at 3 m	dB(A)	32-48
Heat recovery efficiency, max	%	85
Heat exchanger type	-	Cross flow
Heat exchanger material	-	Polystyrene
Weight	kg	54
Extract filter	-	G4
Supply filter	-	G4
Transported air temperature (max)	°C	40
Transported air temperature (min)	°C	-25
Ambient air temperature min	°C	1
Ambient air temperature max	°C	50
Ambient air humidity max	%	80

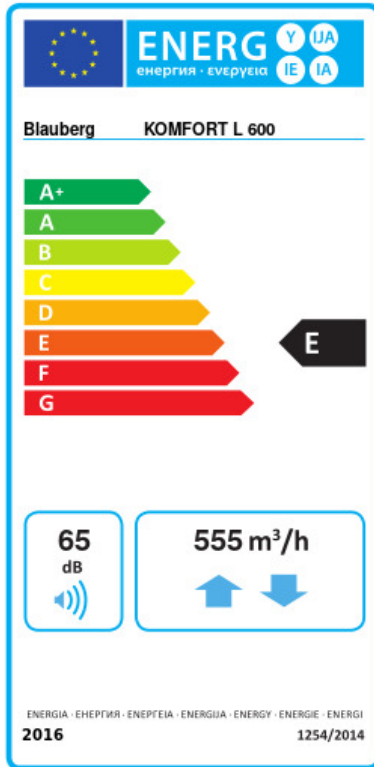
Ingress protection rating	-	IP22
Ingress protection rating of the drive	-	IP44

## Dimensions

ØD	B	H	L	L1
199	416	603	722	768



## Ecodesign






Trademark	Blauberg			
Model	KOMFORT L 600			
Specific energy consumption (SEC) (kWh/(m <sup>2</sup> /a))	Cold	Average	Warm	
	46.5	A+	15.9	E 4.2 G
Type of ventilation unit	Bidirectional			
Type of drive installed	Multi-speed			
Type of heat recovery system	Recuperative			
Thermal efficiency of heat recovery (%)	64			
Maximum flow rate (m <sup>3</sup> /h)	555			
Electric power input (W)	390			
Reference flow rate (m <sup>3</sup> /s)	0.108			
Reference pressure difference (Pa)	50			
Specific power input (SPI) (W/(m <sup>3</sup> /h))	0.618			
Control typology	Manual control			
Maximum internal leakage rates (%)	2.7			
Maximum external leakage rates (%)	2.7			
Sound power level (dB(A))	65			
Declared typology	RVU BVU			
The annual electricity consumption (AEC) (kWh/a)	Cold	Average	Warm	
	1428	891	846	
The annual heating saved (AHS) (kWh/a)	Cold	Average	Warm	
	7343	3754	1697	

## Accessories


### Other accessories

Name	Photo	Description
FP 436x215x48 G4		G4 panel filter
SB C4 300/384		

### For round ducts

Name	Photo	Description
<a href="#">SD 200/600</a>		Silencers for round ducts
<a href="#">SD 200/900</a>		Silencers for round ducts
<a href="#">SD 200/1200</a>		Silencers for round ducts

### For round ducts

Name	Photo	Description
<a href="#">VRV 200</a>		Backdraft dampers with spring for round ducts