



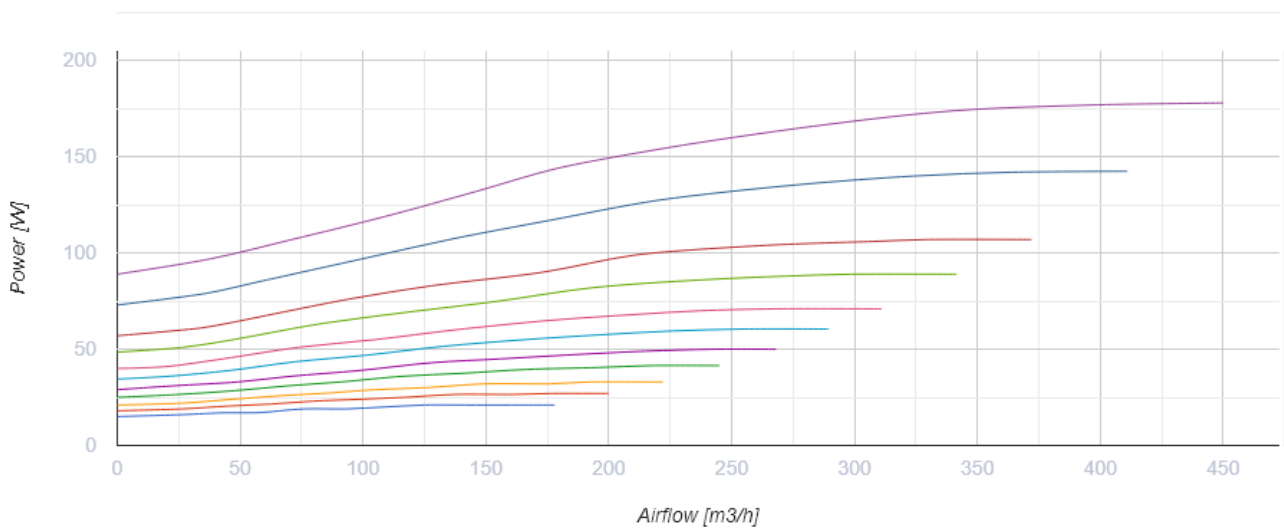
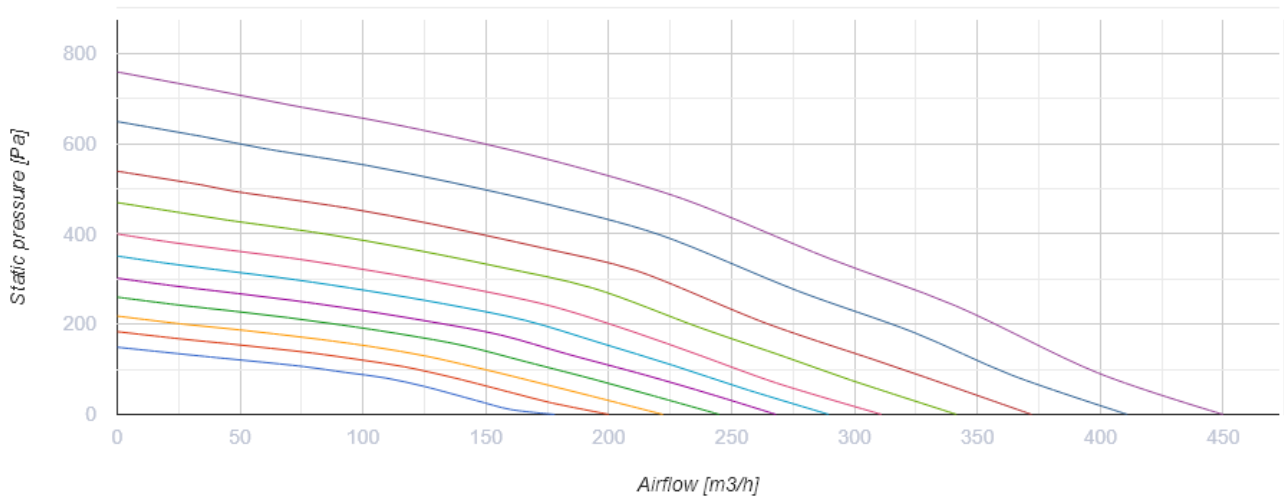
KOMFORT EC SB 350 S14

Heat and humidity recovery air handling units

- Maximum airflow: 450
- Sound pressure level LpA at 3 m: 28
- Heat exchanger type: Counter flow
- Extract filter: G4
- Supply filter: F7 (option: G4), F7 (опция: G4)
- Sound insulation
- Motor type: EC
- Bypass: Manual
- Control: Wired control panel
- Casing material: Coated steel
- Humidity sensor: Optional
- CO2 sensor: Optional

	Unit of measurement	KOMFORT EC SB 350 S14
Connected air duct size	mm	160
Speed	-	1
Phases	-	1
Minimum supply voltage	V	230
Maximum supply voltage	V	230
Power supply frequency	Hz	50/60
Rated power	W	178
Unit current	A	1.4
Maximum airflow	m ³ /h	450
Sound pressure level LpA at 3 m	dB(A)	28
Heat recovery efficiency, max	%	92
Heat exchanger type	-	Counter flow
Heat exchanger material	-	Polystyrene
Weight	kg	64
Extract filter	-	G4
Supply filter	-	F7 (option: G4), F7 (опция: G4)
Transported air temperature (max)	°C	40
Transported air temperature (min)	°C	-25
Ambient air temperature min	°C	1
Ambient air temperature max	°C	40
Ambient air humidity max	%	60

Ingress protection rating	-	IP20
Ingress protection rating of the drive	-	IP44

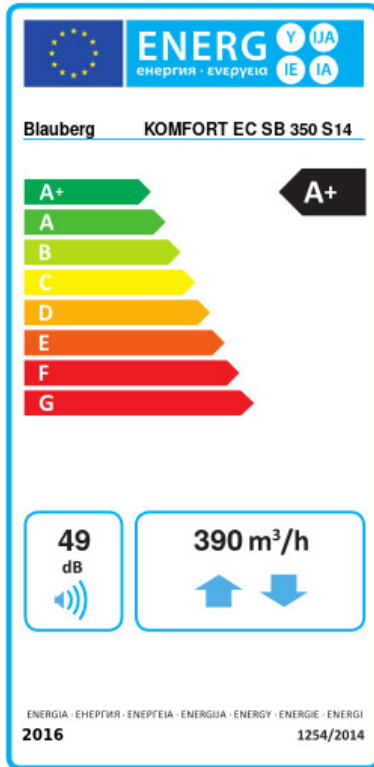


Dimensions

ØD	B	H	L
160	583	675	730



Ecodesign




Trademark	Blaubeerg					
Model	KOMFORT EC SB 350 S14					
Specific energy consumption (SEC) (kWh/(m ² /a))	Cold		Average		Warm	
	81	A+	42.3	A+	17.5	E
Type of ventilation unit	Bidirectional					
Type of drive installed	Variable speed					
Type of heat recovery system	Recuperative					
Thermal efficiency of heat recovery (%)	86					
Maximum flow rate (m ³ /h)	390					
Electric power input (W)	177					
Reference flow rate (m ³ /s)	0.078					
Reference pressure difference (Pa)	50					
Specific power input (SPI) (W/(m ³ /h))	0.254					
Control typology	Local demand control					
Maximum internal leakage rates (%)	2.7					
Maximum external leakage rates (%)	2.7					
Sound power level (dB(A))	49					
Declared typology	RVU BVU					
The annual electricity consumption (AEC) (kWh/a)	Cold		Average		Warm	
	716		179		134	
The annual heating saved (AHS) (kWh/a)	Cold		Average		Warm	
	9019		4610		2085	


Accessories

Other accessories



Name	Photo	Description
FP 500x196x40 G4		G4 panel filter

FP 500x196x40 F7		F7 panel filter
------------------	-----------------------------------------------------------------------------------	-----------------


Humidity sensors

Name	Photo	Description
FS2		Humidity sensor


CO2 sensors

Name	Photo	Description
CD-1		CO2 sensors
CD-2		CO2 sensors

Other accessories

Name	Photo	Description
DAH 251-13		Kitchen exhaust hood

Condensation drainage

Name	Photo	Description
SFK 20x32		Hydraulic syphon for condensate drainage

For round ducts

Name	Photo	Description
VKA 160		Air dampers for round ducts

Electric actuators

Name	Photo	Description
------	-------	-------------

[Belimo TF230](#)



Electric actuators