



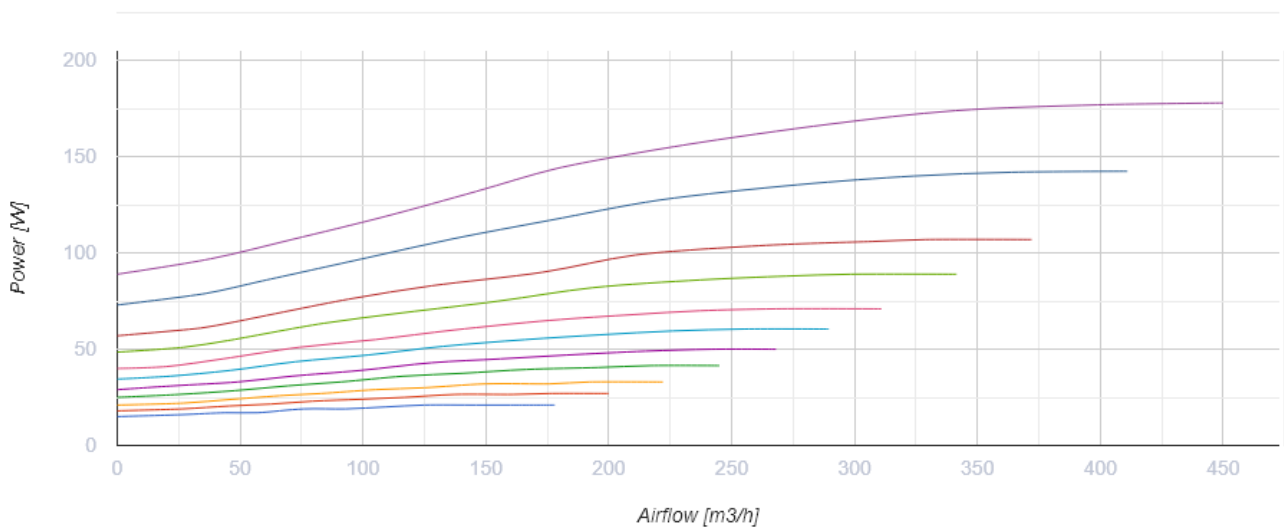
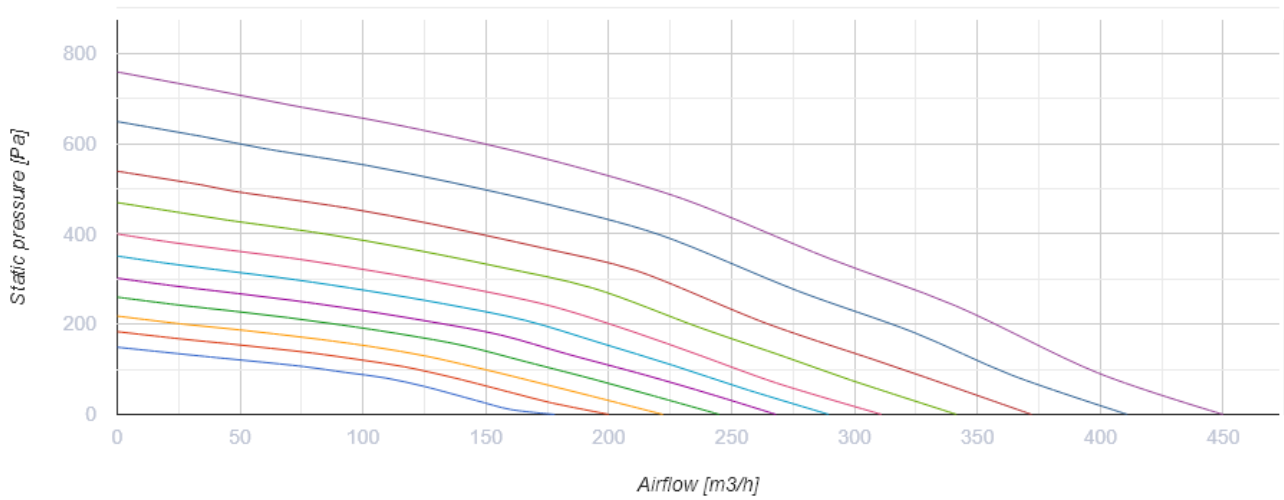
KOMFORT EC SB 350-E S14

Heat and humidity recovery air handling units

- Maximum airflow: 450
- Sound pressure level LpA at 3 m: 28
- Heat exchanger type: Counter flow
- Extract filter: G4
- Supply filter: F7 (option: G4)
- Sound insulation
- Motor type: EC
- Enthalpy heat exchanger
- Bypass: Manual
- Control: Wired control panel
- Casing material: Coated steel
- Humidity sensor: Optional
- CO2 sensor: Optional

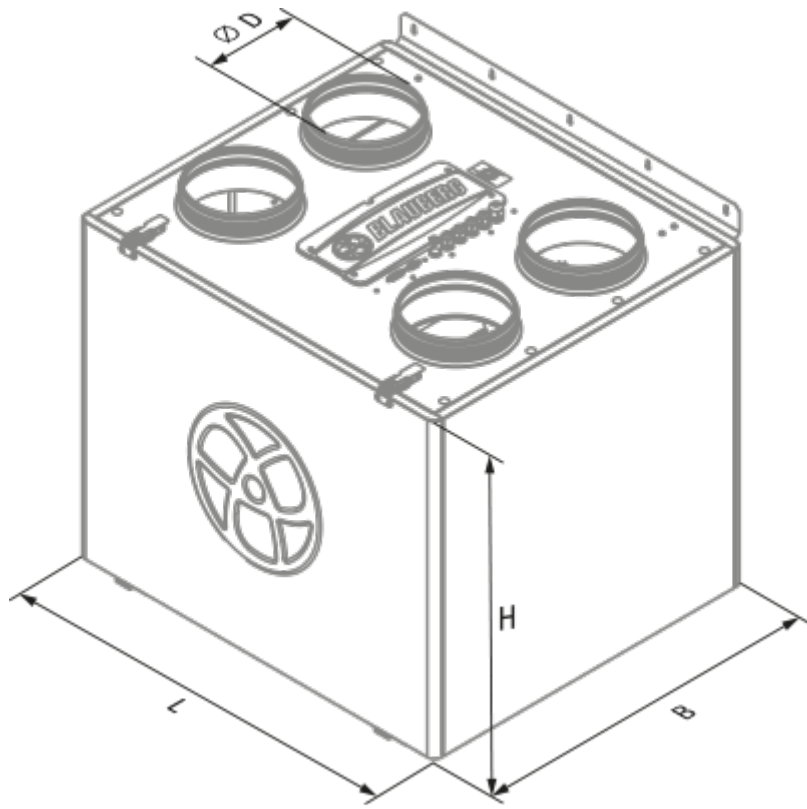
| | Unit of measurement | KOMFORT EC SB 350-E S14 |
|-----------------------------------|---------------------|-------------------------|
| Connected air duct size | mm | 160 |
| Speed | - | 1 |
| Phases | - | 1 |
| Minimum supply voltage | V | 230 |
| Maximum supply voltage | V | 230 |
| Power supply frequency | Hz | 50/60 |
| Rated power | W | 178 |
| Unit current | A | 1.4 |
| Maximum airflow | m ³ /h | 450 |
| Sound pressure level LpA at 3 m | dB(A) | 28 |
| Heat recovery efficiency, max | % | 91 |
| Heat exchanger type | - | Counter flow |
| Heat exchanger material | - | Enthalpy |
| Weight | kg | 64 |
| Extract filter | - | G4 |
| Supply filter | - | F7 (option: G4) |
| Transported air temperature (max) | °C | 40 |
| Transported air temperature (min) | °C | -25 |
| Ambient air temperature min | °C | 1 |
| Ambient air temperature max | °C | 40 |
| Ambient air humidity max | % | 60 |

| | | |
|--|---|------|
| Ingress protection rating | - | IP20 |
| Ingress protection rating of the drive | - | IP44 |

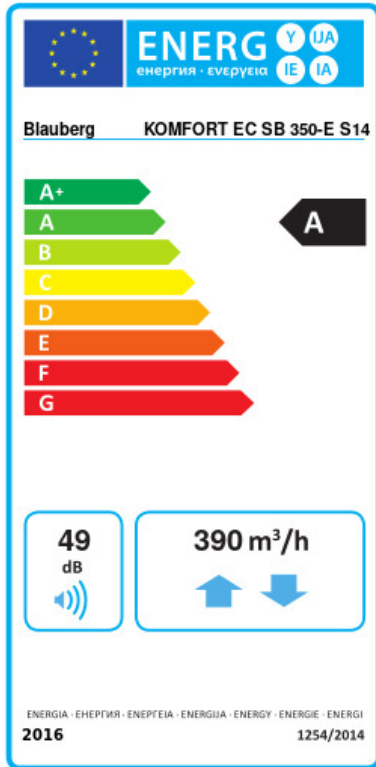


Dimensions

| ØD | B | H | L |
|-----|-----|-----|-----|
| 160 | 583 | 675 | 730 |



Ecodesign




| | | | | | | |
|---|-------------------------|----|---------|---|------|---|
| Trademark | Blauberg | | | | | |
| Model | KOMFORT EC SB 350-E S14 | | | | | |
| Specific energy consumption (SEC) (kWh/(m ² /a)) | Cold | | Average | | Warm | |
| | 77 | A+ | 40.2 | A | 16.6 | E |
| Type of ventilation unit | Bidirectional | | | | | |
| Type of drive installed | Variable speed | | | | | |
| Type of heat recovery system | Recuperative | | | | | |
| Thermal efficiency of heat recovery (%) | 76 | | | | | |
| Maximum flow rate (m ³ /h) | 390 | | | | | |
| Electric power input (W) | 177 | | | | | |
| Reference flow rate (m ³ /s) | 0.078 | | | | | |
| Reference pressure difference (Pa) | 50 | | | | | |
| Specific power input (SPI) (W/(m ³ /h)) | 0.254 | | | | | |
| Control typology | Local demand control | | | | | |
| Maximum internal leakage rates (%) | 2.7 | | | | | |
| Maximum external leakage rates (%) | 2.7 | | | | | |
| Declared typology | RVU BVU | | | | | |
| Sound power level (dB(A)) | 49 | | | | | |
| The annual electricity consumption (AEC) (kWh/a) | Cold | | Average | | Warm | |
| | 716 | | 179 | | 134 | |
| The annual heating saved (AHS) (kWh/a) | Cold | | Average | | Warm | |
| | 8614 | | 4403 | | 1991 | |




Accessories

Other accessories

| Name | Photo | Description |
|------------------|-------|-----------------|
| FP 500x196x40 G4 | | G4 panel filter |

| | | |
|------------------|---|-----------------|
| FP 500x196x40 F7 |  | F7 panel filter |
|------------------|---|-----------------|


Other accessories

| Name | Photo | Description |
|----------------------|---|-----------------|
| FS2 |  | Humidity sensor |
| CD-1 |  | CO2 sensors |
| CD-2 |  | CO2 sensors |

Other accessories

| Name | Photo | Description |
|-------------------------|---|-----------------------------|
| VKA 160 |  | Air dampers for round ducts |

Other accessories

| Name | Photo | Description |
|------------------------------|---|--------------------|
| Belimo TF230 |  | Electric actuators |