



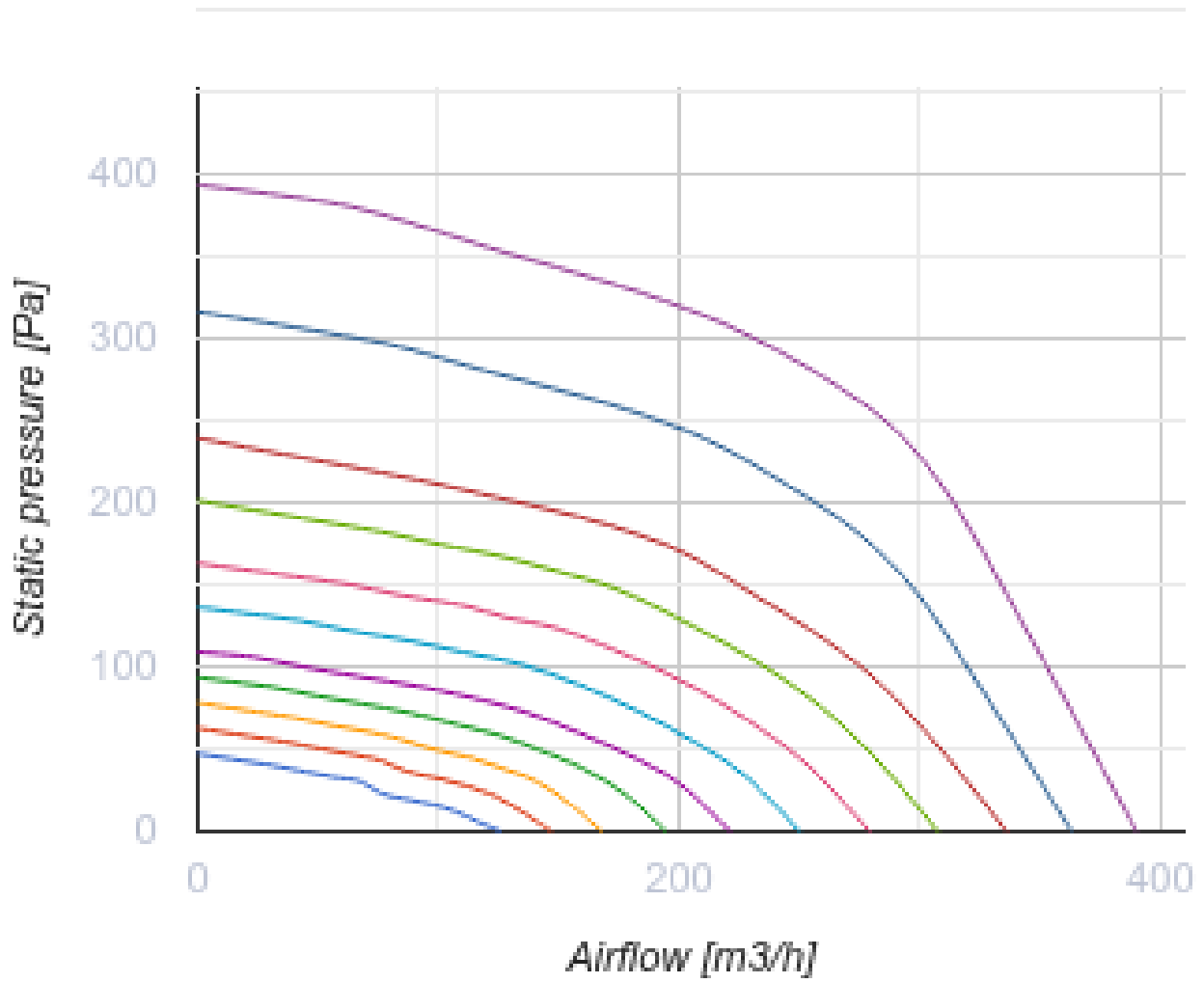
KOMFORT EC SB 250-E L S21

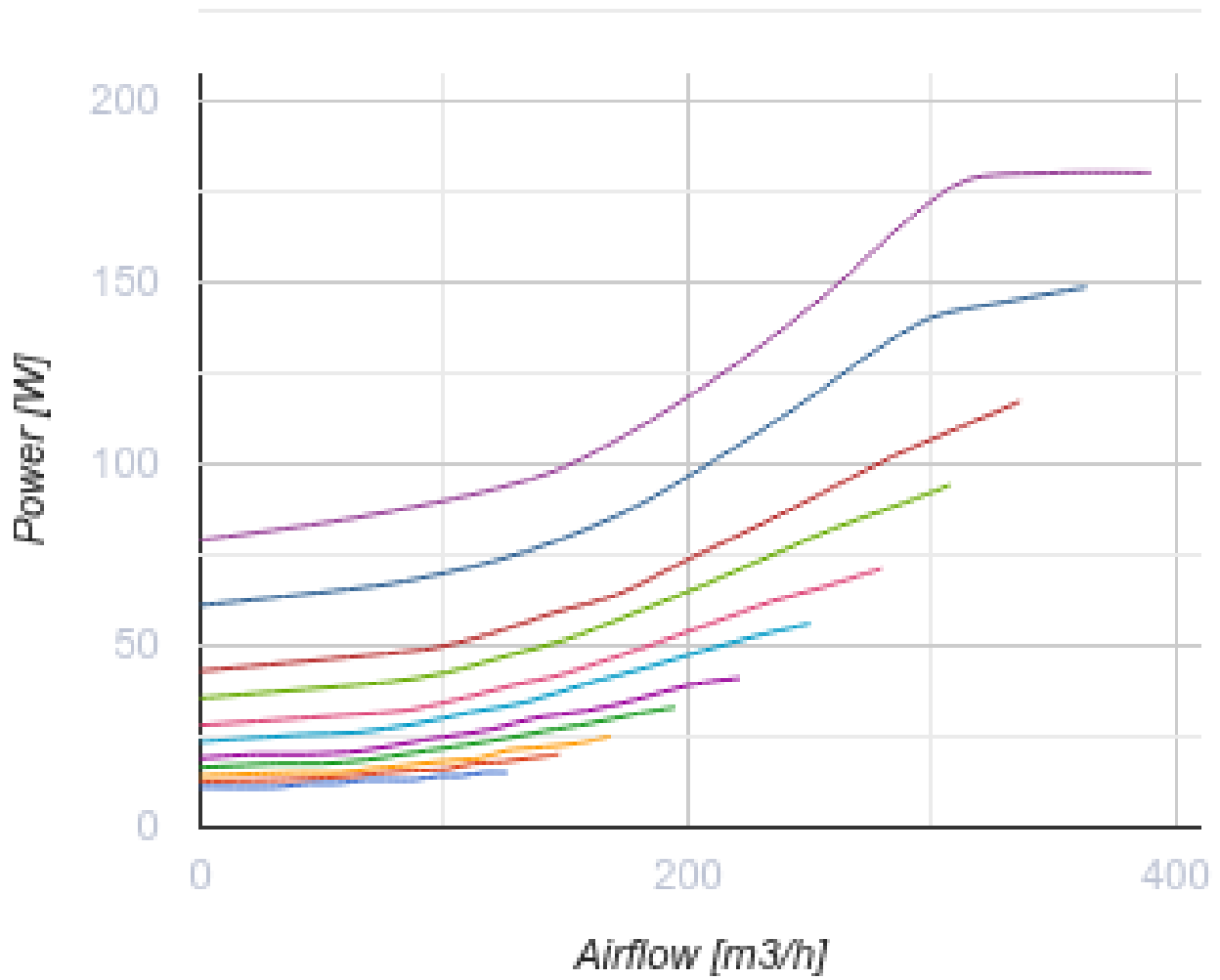
Heat and humidity recovery air handling units

- Sound pressure level LpA at 3 m: 35
- Heat exchanger type: Counter flow
- Heat exchanger material: Enthalpy
- Extract filter: G4
- Supply filter: G4 (option: F7)
- Sound-insulated casing
- Enthalpy heat exchanger
- Bypass: Auto
- Preheater: Optional
- Reheater: Optional
- BMS protocol: ModBus
- Control: Smartphone
- Casing material: Coated steel
- CO2 sensor: Optional
- PM2.5 sensor: Optional

	Unit of measurement	KOMFORT EC SB 250-E L S21
Connected air duct size	mm	160
Phases	-	1
Minimum supply voltage	V	230
Maximum supply voltage	V	230
Power supply frequency	Hz	50/60
Rated power	W	180
Unit current	A	1.37
Maximum airflow	m ³ /h	390
Sound pressure level LpA at 3 m	dB(A)	35
Heat recovery efficiency, max	%	90
Heat exchanger type	-	Counter flow
Heat exchanger material	-	Enthalpy
Weight	kg	66
Extract filter	-	G4
Supply filter	-	G4 (option: F7)
Transported air temperature (max)	°C	40
Transported air temperature (min)	°C	-25
Ambient air temperature min	°C	1
Ambient air temperature max	°C	40
Ambient air humidity max	%	60
Ingress protection rating	-	IP20

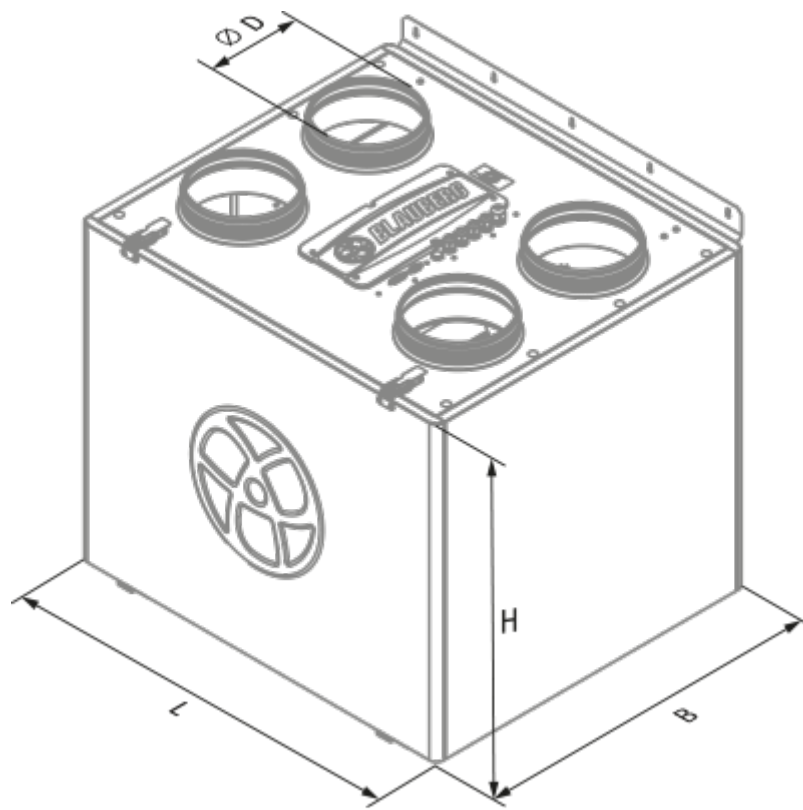
Ingress protection rating of the drive	-	IP44
Article	-	8086991



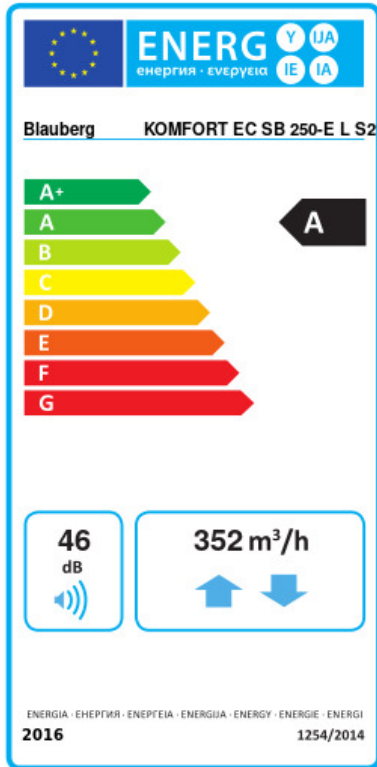


Dimensions

ØD	B	H	L
160	560	970	560



Ecodesign



Trademark	Blauberg					
Model	KOMFORT EC SB 250-E L S21					
Specific energy consumption (SEC) (kWh/(m ² /a))	Cold		Average		Warm	
	-78.5	A+	-41	A	-16.8	E
Type of ventilation unit	Bidirectional					
Type of drive installed	Variable speed					
Type of heat recovery system	Recuperative					
Thermal efficiency of heat recovery (%)	80					
Maximum flow rate (m ³ /h)	352					
Electric power input (W)	180					
Reference flow rate (m ³ /s)	0.068					
Reference pressure difference (Pa)	50					
Specific power input (SPI) (W/(m ³ /h))	0.261					
Control typology	Local demand control					
Maximum internal leakage rates (%)	2.7					
Maximum external leakage rates (%)	2.7					
Declared typology	RVU BVU					
Sound power level (dB(A))	46					
The annual electricity consumption (AEC) (kWh/a)	Cold		Average		Warm	
	720		183		138	
The annual heating saved (AHS) (kWh/a)	Cold		Average		Warm	
	8776		4486		2029	


Accessories

Other accessories





Name	Photo	Description
SD 160/600		Silencers for round ducts
SD 160/900		Silencers for round ducts

SD 160/1200		Silencers for round ducts
-----------------------------	---	---------------------------




Other accessories

Name	Photo	Description
VKA 160		Air dampers for round ducts


Other accessories

Name	Photo	Description
ENH 160-0.8-1 S21 V.2		Duct heater for supply air reheating
ENH 160-1.2-1 S21 V.2		Duct heater for supply air reheating
ENH 160-1.7-1 S21 V.2		Duct heater for supply air reheating
ENH 160-2.0-1 S21 V.2		Duct heater for supply air reheating

Other accessories




Name	Photo	Description
S25		LCD control panel
S22		Control panels
S22 Wi-Fi		Control panels

Other accessories


Name	Photo	Description
CD-1		CO2 sensors

CD-2		CO2 sensors
FS2		Humidity sensor

Other accessories

Name	Photo	Description
FP 340x170x48 F7		F7 panel filter
FP 340x170x48 G4		G4 panel filter
FP 500x170x48 G4		G4 panel filter

Other accessories

Name	Photo	Description
Belimo TF230		Electric actuators