



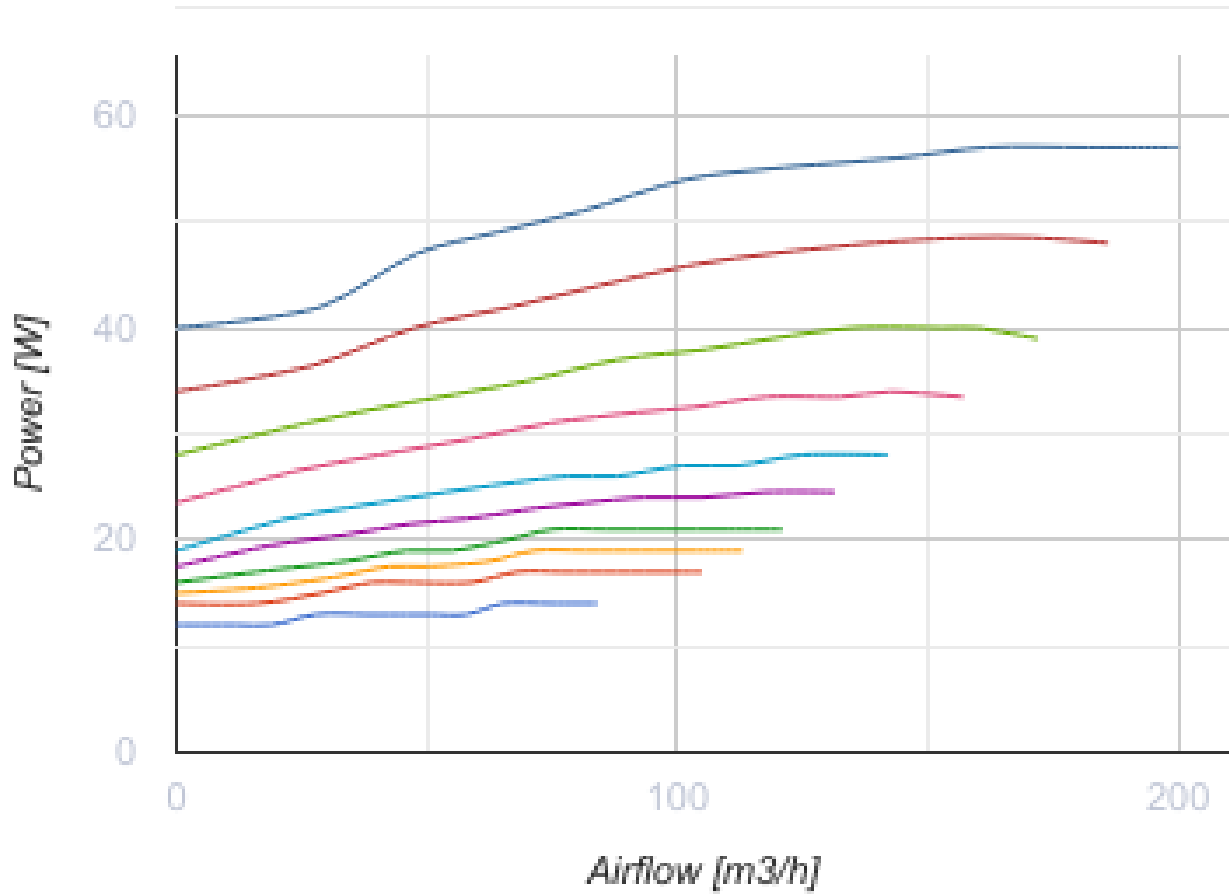
KOMFORT EC SB 160 S14

Heat and humidity recovery air handling units

- Maximum airflow: 200
- Sound pressure level LpA at 3 m: 24
- Heat exchanger type: Counter flow
- Extract filter: G4
- Supply filter: F7 (option: G4)
- Sound insulation
- Motor type: EC
- Bypass: Manual
- Control: Wired control panel
- Casing material: Coated steel
- Humidity sensor: Optional
- CO2 sensor: Optional

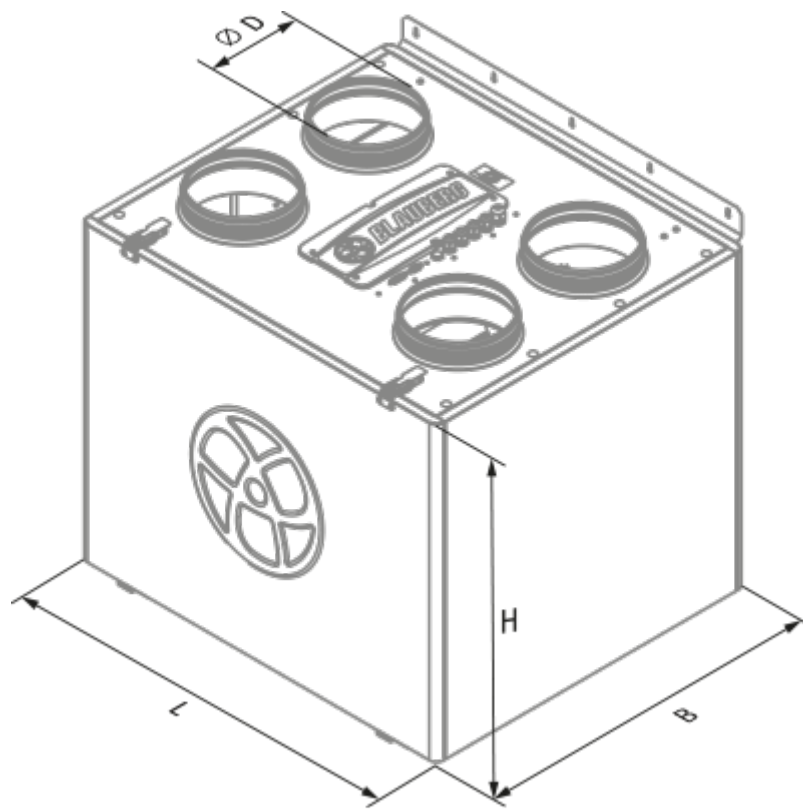
	Unit of measurement	KOMFORT EC SB 160 S14
Connected air duct size	mm	125
Speed	-	1
Phases	-	1
Minimum supply voltage	V	230
Maximum supply voltage	V	230
Power supply frequency	Hz	50/60
Rated power	W	57
Unit current	A	0.5
Maximum airflow	m ³ /h	200
Sound pressure level LpA at 3 m	dB(A)	24
Heat recovery efficiency, max	%	93
Heat exchanger type	-	Counter flow
Heat exchanger material	-	Polystyrene
Weight	kg	36
Extract filter	-	G4
Supply filter	-	F7 (option: G4)
Transported air temperature (max)	°C	40
Transported air temperature (min)	°C	-25
Ambient air temperature min	°C	1
Ambient air temperature max	°C	40
Ambient air humidity max	%	60

Ingress protection rating	-	IP20
Ingress protection rating of the drive	-	IP44

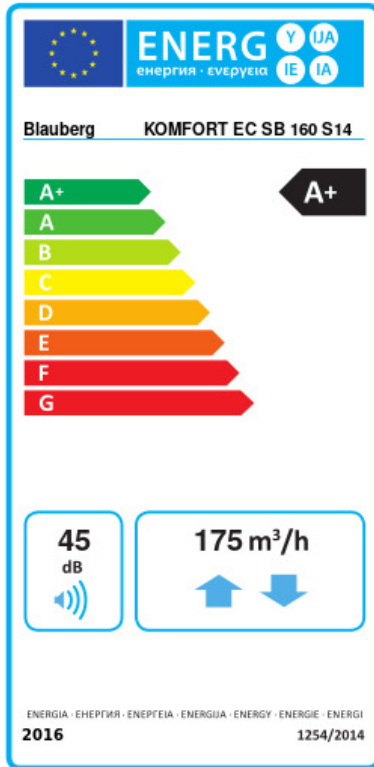


Dimensions

D	B	H	L
125	330	580	600



Ecodesign




Trademark	Blauberg			
Model	KOMFORT EC SB 160 S14			
Specific energy consumption (SEC) (kWh/(m ² /a))	Cold		Average	
	81.5	A+	42.8	A+
Type of ventilation unit	Bidirectional			
	Variable speed			
Type of drive installed	Variable speed			
Type of heat recovery system	Recuperative			
Thermal efficiency of heat recovery (%)	86			
Maximum flow rate (m ³ /h)	175			
Electric power input (W)	57			
Reference flow rate (m ³ /s)	0.036			
Reference pressure difference (Pa)	50			
Specific power input (SPI) (W/(m ³ /h))	0.215			
Control typology	Local demand control			
Maximum internal leakage rates (%)	2.7			
Maximum external leakage rates (%)	2.7			
Declared typology	RVU BVU			
Sound power level (dB(A))	45			
The annual electricity consumption (AEC) (kWh/a)	Cold		Average	
	696	159	114	114
The annual heating saved (AHS) (kWh/a)	Cold		Average	
	9019	4610	2085	2085


Accessories

Other accessories



Name	Photo	Description
FP 285x195x10 G4		G4 panel filter

FP 285x195x10 F7		F7 panel filter
------------------	---	-----------------


Humidity sensors

Name	Photo	Description
FS2		Humidity sensor


CO2 sensors

Name	Photo	Description
CD-1		CO2 sensors
CD-2		CO2 sensors

Condensation drainage

Name	Photo	Description
SFK 20x32		Hydraulic syphon for condensate drainage

For round ducts

Name	Photo	Description
VKA 125		Air dampers for round ducts

Electric actuators

Name	Photo	Description
Belimo TF230		Electric actuators