



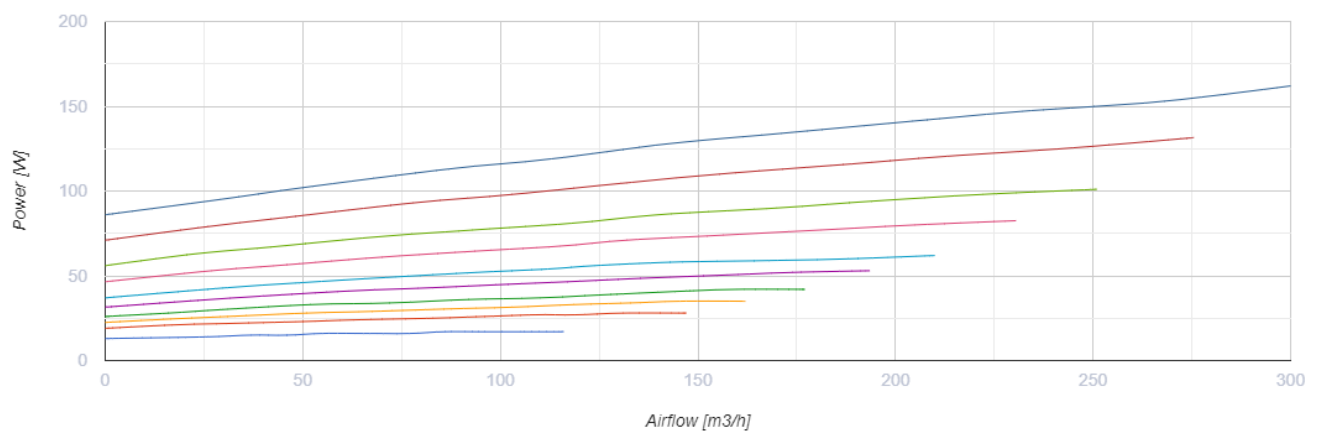
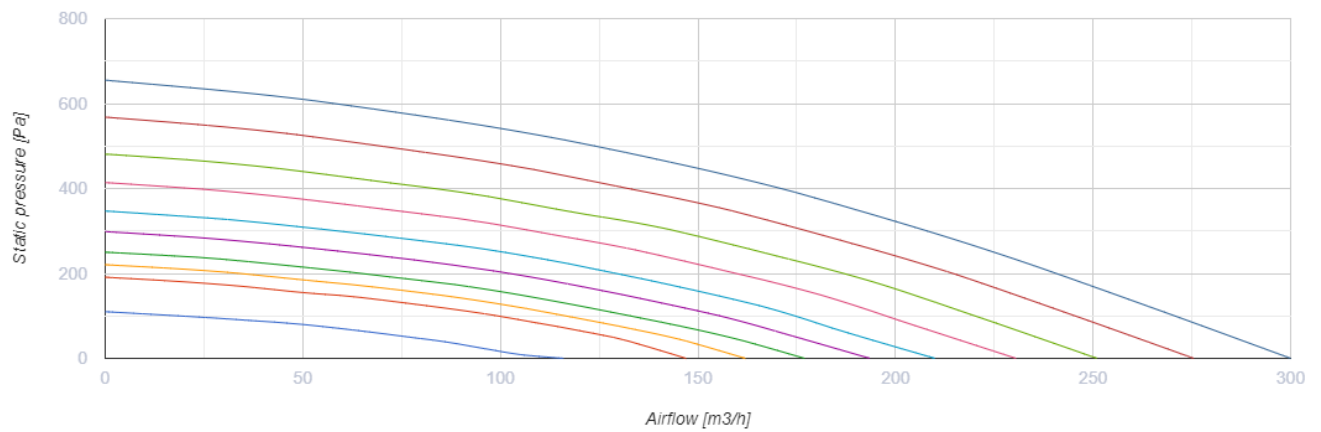
KOMFORT EC S5B 270 S21

Heat and energy recovery air handling units

- Maximum airflow: 300
- Sound pressure level LpA at 3 m: 34
- Heat exchanger type: Counter flow
- Extract filter: G4
- Supply filter: G4 (опция: F8), G4 (option: F8)
- Sound insulation
- Motor type: EC
- Bypass: Auto
- Reheater: Optional
- Preheater: Optional
- BMS protocol: ModBus
- Control: Smartphone
- Casing material: EPP
- Humidity sensor: Optional
- CO2 sensor: Optional
- VOC sensor: Optional
- PM2.5 sensor: Optional

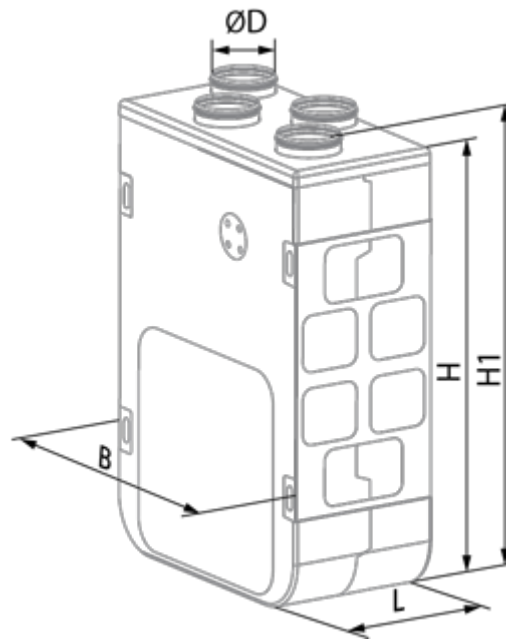
	Unit of measurement	KOMFORT EC S5B 270 S21
Connected air duct size	mm	125
Speed	-	1
Phases	-	1
Minimum supply voltage	V	230
Maximum supply voltage	V	230
Power supply frequency	Hz	50/60
Rated power	W	162
Unit current	A	1.2
Maximum airflow	m ³ /h	300
Sound pressure level LpA at 3 m	dB(A)	34
Heat recovery efficiency, max	%	98
Heat exchanger type	-	Counter flow
Heat exchanger material	-	Polystyrene
Weight	kg	13
Extract filter	-	G4
Supply filter	-	G4 (опция: F8), G4 (option: F8)
Transported air temperature (max)	°C	40
Transported air temperature (min)	°C	-25
Ambient air temperature min	°C	1

Ambient air temperature max	°C	40
Ambient air humidity max	%	60
Ingress protection rating	-	IP22
Ingress protection rating of the drive	-	IP44

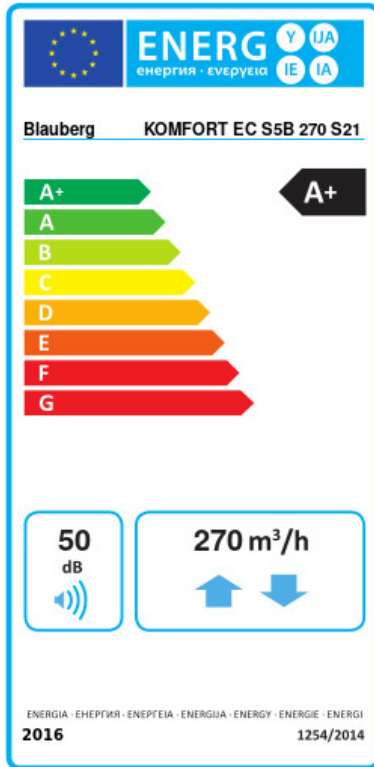


Dimensions

ØD	B	H	H1	L
125	590	852	893	316



Ecodesign






Trademark	Blauberg			
Model	KOMFORT EC S5B 270 S21			
Specific energy consumption (SEC) (kWh/(m ² /a))	Cold		Average	
	81.8	A+	42.3	A+
	Warm			
	17	E		
Type of ventilation unit	Bidirectional			
Type of drive installed	Variable speed			
Type of heat recovery system	Recuperative			
Thermal efficiency of heat recovery (%)	90			
Maximum flow rate (m ³ /h)	270			
Electric power input (W)	153			
Reference flow rate (m ³ /s)	0.053			
Reference pressure difference (Pa)	50			
Specific power input (SPI) (W/(m ³ /h))	0.316			
Control typology	Local demand control			
Maximum internal leakage rates (%)	2.7			
Maximum external leakage rates (%)	2.7			
Sound power level (dB(A))	50			
Declared typology	RVU BVU			
The annual electricity consumption (AEC) (kWh/a)	Cold		Average	
	749	212	Warm	
The annual heating saved (AHS) (kWh/a)	Cold		Average	
	9181	4693	2122	

Accessories


Other accessories

Name	Photo	Description
FP 264x182x18 G4		G4 panel filter
FP 264x182x18 F8		



Control Panels

Name	Photo	Description
S22		Control panels
S22 Wi-Fi		Control panels
S25		LCD control panel






Humidity sensors


Name	Photo	Description
FS2		Humidity sensor

CO2 sensors


Name	Photo	Description
CD-1		CO2 sensors
CD-2		CO2 sensors

Electrical heaters


Name	Photo	Description
EVH 125-0.6-1 S21 V.2		Electric duct preheater for heat exchanger freeze protection
EVH 125-0.8-1 S21 V.2		Electric duct preheater for heat exchanger freeze protection
EVH 125-1.2-1 S21 V.2		Electric duct preheater for heat exchanger freeze protection
ENH 125-0.6-1 S21 V.2		Duct heater for supply air reheating
ENH 125-0.8-1 S21 V.2		Duct heater for supply air reheating

ENH 125-1.2-1 S21 V.2		Duct heater for supply air reheating
---------------------------------------	---	--------------------------------------

Condensation drainage

Name	Photo	Description
SFK 20x32		Hydraulic syphon for condensate drainage

For round ducts

Name	Photo	Description
VKA 125		Air dampers for round ducts