



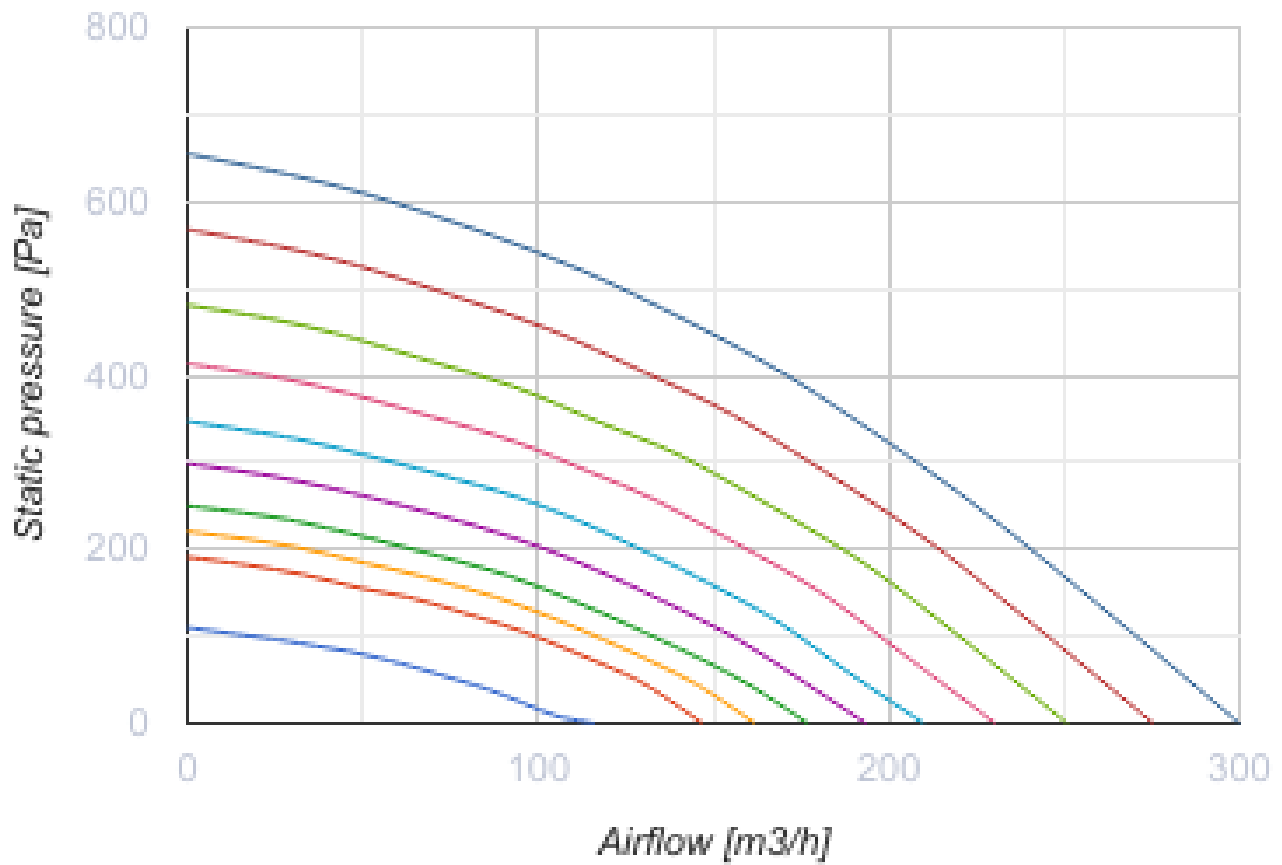
# KOMFORT EC S5B 270-E S14

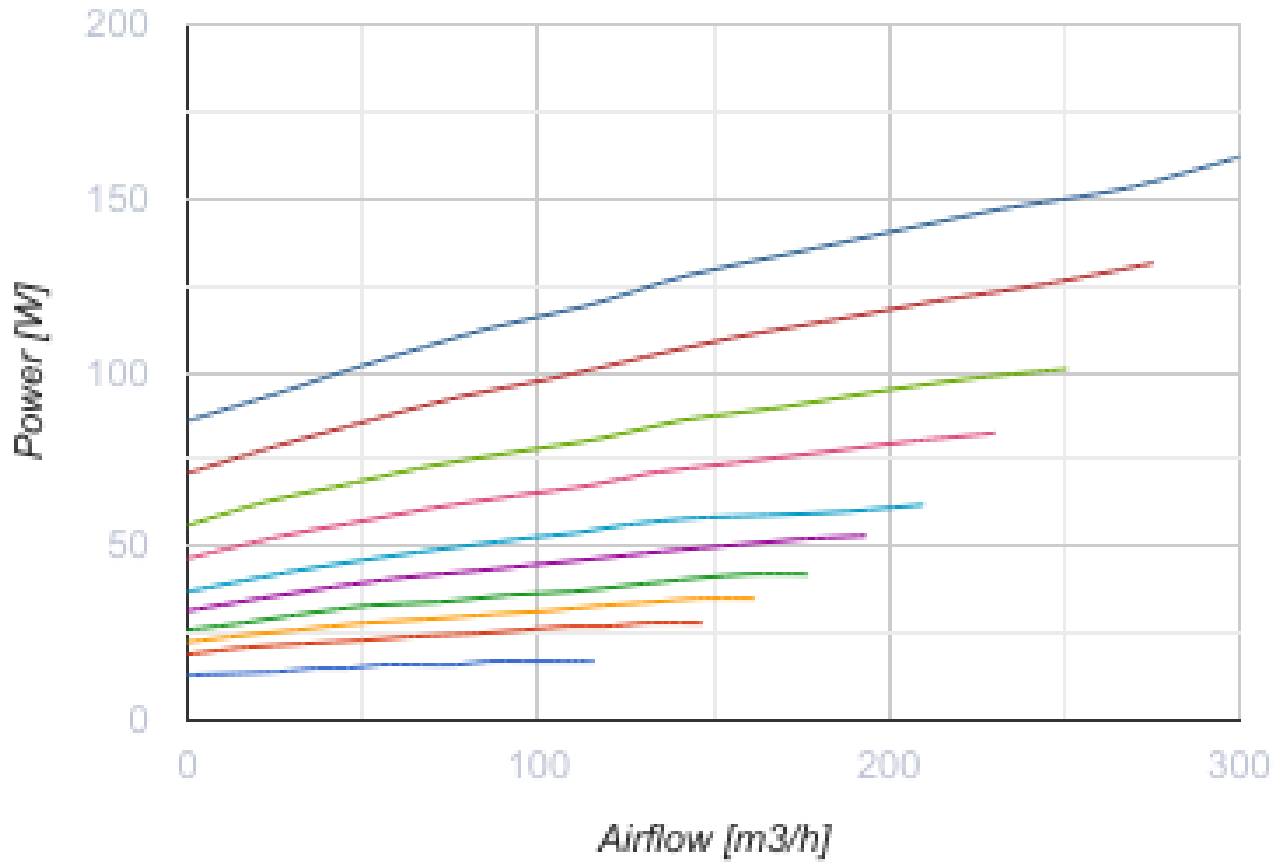
Heat and energy recovery air handling units

- Maximum airflow: 300
- Sound pressure level LpA at 3 m: 34
- Heat exchanger type: Counter flow
- Extract filter: G4
- Supply filter: G4 (опция: F8), G4 (option: F8)
- Sound insulation
- Motor type: EC
- Enthalpy heat exchanger
- Bypass: Manual
- Control: Wired control panel
- Casing material: EPP
- Humidity sensor: Optional
- CO2 sensor: Optional

	Unit of measurement	KOMFORT EC S5B 270-E S14
Connected air duct size	mm	125
Speed	-	1
Phases	-	1
Minimum supply voltage	V	230
Maximum supply voltage	V	230
Power supply frequency	Hz	50/60
Rated power	W	162
Unit current	A	1.2
Maximum airflow	m <sup>3</sup> /h	300
Sound pressure level LpA at 3 m	dB(A)	34
Heat recovery efficiency, max	%	94
Heat exchanger type	-	Counter flow
Heat exchanger material	-	Enthalpy
Weight	kg	13.5
Extract filter	-	G4
Supply filter	-	G4 (опция: F8), G4 (option: F8)
Transported air temperature (max)	°C	40
Transported air temperature (min)	°C	-25
Ambient air temperature min	°C	1
Ambient air temperature max	°C	40
Ambient air humidity max	%	60

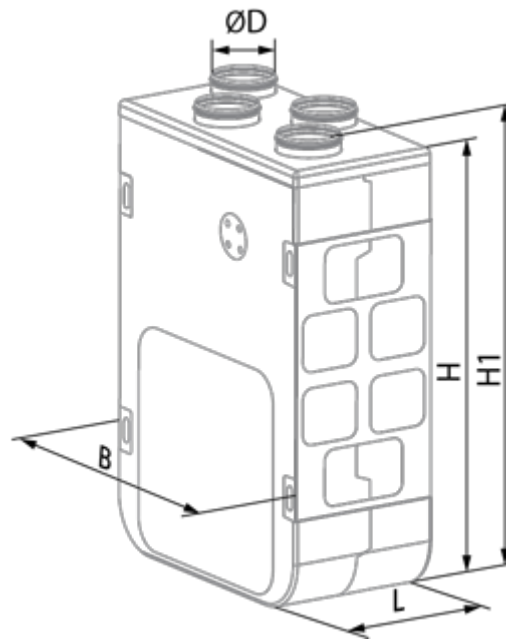
Ingress protection rating	-	IP22
Ingress protection rating of the drive	-	IP44



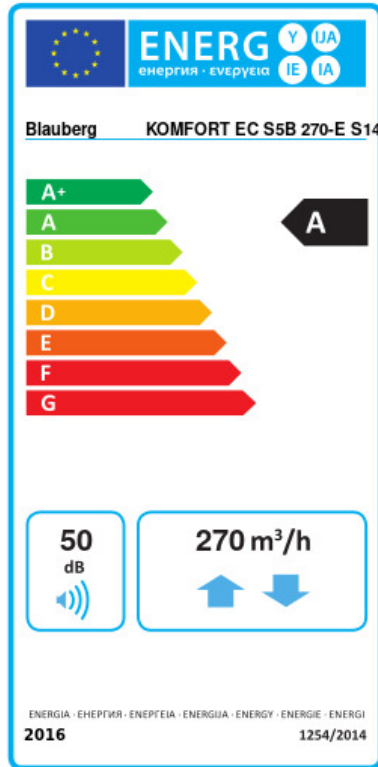


## Dimensions

ØD	B	H	H1	L
125	590	852	893	316



## Ecodesign




Trademark	Blauberg					
Model	KOMFORT EC S5B 270-E S14					
Specific energy consumption (SEC) (kWh/(m <sup>2</sup> /a))	Cold		Average		Warm	
	77.8	A+	40.2	A	16.1	E
Type of ventilation unit	Bidirectional					
Type of drive installed	Variable speed					
Type of heat recovery system	Recuperative					
Thermal efficiency of heat recovery (%)	80					
Maximum flow rate (m <sup>3</sup> /h)	270					
Electric power input (W)	153					
Reference flow rate (m <sup>3</sup> /s)	0.053					
Reference pressure difference (Pa)	50					
Specific power input (SPI) (W/(m <sup>3</sup> /h))	0.316					
Control typology	Local demand control					
Maximum internal leakage rates (%)	2.7					
Maximum external leakage rates (%)	2.7					
Sound power level (dB(A))	50					
Declared typology	RVU BVU					
The annual electricity consumption (AEC) (kWh/a)	Cold		Average		Warm	
	749		212		167	
The annual heating saved (AHS) (kWh/a)	Cold		Average		Warm	
	8776		4486		2029	

## Accessories



### Other accessories

Name	Photo	Description
FP 264x182x18 G4		G4 panel filter
FP 264x182x18 F8		


### Humidity sensors

Name	Photo	Description
<a href="#">FS2</a>		Humidity sensor

### CO2 sensors

Name	Photo	Description
<a href="#">CD-1</a>		CO2 sensors
<a href="#">CD-2</a>		CO2 sensors

### For round ducts

Name	Photo	Description
<a href="#">VKA 125</a>		Air dampers for round ducts